



Raising Public Awareness about Sustainable Urban Transport

Module 1e

Sustainable Transport: A Sourcebook for Policy-makers in Developing Cities

What is the Sourcebook?

This *Sourcebook* on Sustainable Urban Transport addresses the key areas of a sustainable transport policy framework for a developing city. The *Sourcebook* consists of more than 20 modules.

Who is it for?

The *Sourcebook* is intended for policy-makers in developing cities, and their advisors. This target audience is reflected in the content, which provides policy tools appropriate for application in a range of developing cities.

How is it supposed to be used?

The *Sourcebook* can be used in a number of ways. It should be kept in one location, and the different modules provided to officials involved in urban transport. The *Sourcebook* can be easily adapted to fit a formal short course training event, or can serve as a guide for developing a curriculum or other training program in the area of urban transport. GTZ is elaborating training packages for selected modules, being available since October 2004.

What are some of the key features?

The key features of the *Sourcebook* include:

- A practical orientation, focusing on best practices in planning and regulation and, where possible, successful experience in developing cities.
- Contributors are leading experts in their fields.
- An attractive and easy-to-read, color layout.
- Non-technical language (to the extent possible), with technical terms explained.
- Updates via the Internet.

How do I get a copy?

Please visit <http://www.sutp.org> or <http://www.gtz.de/transport> for details on how to order a copy. The *Sourcebook* is not sold for profit. Any charges imposed are only to cover the cost of printing and distribution. You may also order via transport@gtz.de.

Comments or feedback?

We would welcome any of your comments or suggestions, on any aspect of the *Sourcebook*, by e-mail to transport@gtz.de, or by surface mail to:

Manfred Breithaupt
GTZ, Division 44
P. O. Box 5180
65726 ESCHBORN
Germany

Further modules and resources

Further modules are anticipated in the areas of *Financing Urban Transport* and *Benchmarking*. Additional resources are being developed, and an Urban Transport Photo CD-ROM is available.

Modules and contributors**Sourcebook Overview and Cross-cutting Issues of Urban Transport (GTZ)****Institutional and policy orientation**

- 1a. *The Role of Transport in Urban Development Policy* (Enrique Peñalosa)
- 1b. *Urban Transport Institutions* (Richard Meakin)
- 1c. *Private Sector Participation in Urban Transport Infrastructure Provision* (Christopher Zegras, MIT)
- 1d. *Economic Instruments* (Manfred Breithaupt, GTZ)
- 1e. *Raising Public Awareness about Sustainable Urban Transport* (Carlos F. Pardo, GTZ)

Land use planning and demand management

- 2a. *Land Use Planning and Urban Transport* (Rudolf Petersen, Wuppertal Institute)
- 2b. *Mobility Management* (Todd Litman, VTPI)

Transit, walking and cycling

- 3a. *Mass Transit Options* (Lloyd Wright, University College London; Karl Fjellstrom, GTZ)
- 3b. *Bus Rapid Transit* (Lloyd Wright, University College London)
- 3c. *Bus Regulation & Planning* (Richard Meakin)
- 3d. *Preserving and Expanding the Role of Non-motorised Transport* (Walter Hook, ITDP)
- 3e. *Car-Free Development* (Lloyd Wright, University College London)

Vehicles and fuels

- 4a. *Cleaner Fuels and Vehicle Technologies* (Michael Walsh; Reinhard Kolke, Umweltbundesamt – UBA)
- 4b. *Inspection & Maintenance and Roadworthiness* (Reinhard Kolke, UBA)
- 4c. *Two- and Three-Wheelers* (Jitendra Shah, World Bank; N.V. Iyer, Bajaj Auto)
- 4d. *Natural Gas Vehicles* (MVV InnoTec)
- 4e. *Intelligent Transport Systems* (Phil Sayeg, TRA; Phil Charles, University of Queensland)
- 4f. *EcoDriving* (VTL; Manfred Breithaupt, Oliver Eberz, GTZ)

Environmental and health impacts

- 5a. *Air Quality Management* (Dietrich Schwela, World Health Organisation)
- 5b. *Urban Road Safety* (Jacqueline Lacroix, DVR; David Silcock, GRSP)
- 5c. *Noise and its Abatement* (Civic Exchange Hong Kong; GTZ; UBA)

Resources

6. *Resources for Policy-makers* (GTZ)

Raising Public Awareness about Sustainable Urban Transport

Findings, interpretations, and conclusions expressed in this document are based on information gathered by GTZ and its consultants, partners, and contributors from reliable sources. GTZ does not, however, guarantee the accuracy or completeness of information in this document, and cannot be held responsible for any errors, omissions, or losses which emerge from its use.

Acknowledgements

We would like to express our appreciation to Bikewest and the Bicycle Transportation Alliance (Western Australia) for their excellent publication on Bicycle User Groups, parts of which were extracted and adapted for this module.

About the author

Carlos F. Pardo is the project coordinator for the GTZ SUTP project. He is a psychologist and has worked in transportation issues related to organizational analysis in Latin America. He has assisted the supervision of the Lima (Peru) Transport Master Plan in 2003, as well as other support to ITDP, I-ce and other transport related organisations.

Note to the current edition

The first version of this module was initially developed by Karl Fjellstrom during 2002. In developing the current version, the author has taken most of the material developed by Mr. Fjellstrom, and has expanded it on some of the issues that needed deeper explanation.

Author Carlos F. Pardo

Editor Deutsche Gesellschaft für
Technische Zusammenarbeit (GTZ) GmbH
P. O. Box 5180
65726 Eschborn, Germany
<http://www.gtz.de>

Division 44, Environment and Infrastructure
Sector Project "Transport Policy Advisory
Services"

Commissioned by
Bundesministerium für wirtschaftliche
Zusammenarbeit und Entwicklung (BMZ)
Friedrich-Ebert-Allee 40
53113 Bonn, Germany
<http://www.bmz.de>

Manager Manfred Breithaupt

Editing Manfred Breithaupt, Carlos F. Pardo

Cover photo Humane City Foundation/Carlos F. Pardo
2002 (GTZ Transport Photo CD)
School children riding a bicycle along the
Alameda Porvenir in Bogotá

Layout Klaus Neumann, SDS, G.C.

Eschborn 2002 (updated January 2006)

1. Introduction	1	6. Working with the media	25
1.1 Features and coverage of this module	1	6.1 A word about media in public awareness	25
1.2 Scope of an awareness campaign about sustainable urban transport	1	6.2 Mass media	25
1.3 Government or community led?	1	6.3 Seminars and events	25
1.4 Activism vs. diplomacy	2	6.4 Small scale (focused) media	25
1.5 Strangeness factor	2	6.5 Visual tools	25
1.6 Degree of interventions	2	6.5.1 Drawings of future situations	26
2. The importance of public awareness in key policy areas	3	6.5.2 3d-models	26
2.1 Influencing the debate	3	6.5.3 Photos of before and after	26
2.2 Generating support for policy initiatives	4	6.5.4 Videos	27
3. Basic information to know about the population	6	6.5.5 Going there: the visit	27
3.1 Stakeholder analysis and key stakeholders	6	6.6 The press release	28
3.2 Methods of getting information	7	6.7 Public events and press events	29
3.3 Levels of awareness of a population	8	6.8 Practical media tips	29
4. Intervention: Three types of actions	11	6.9 Writing a letter to the editor	29
4.1 Informative messages: hard facts	11	6.10 Giving a good interview to a journalist	29
4.2 Persuasive messages: comfort and well-being	11	7. Advocacy through a Bicycle User Group (BUG)	30
4.2.1 Status? The dilemma	13	7.1 What is a Bicycle User Group?	30
4.3 Specific Activities: moving in sustainable transport	14	7.2 Forming and maintaining a Bicycle User Group	31
4.3.1 Free rides on public transport	14	7.3 Liaising with city government	32
4.3.2 Bicycle rides	14	7.4 Involving the public	33
4.3.3 Car free days	14	8. Car Free Days & events	35
4.4 All three actions are crucial	15	8.1 Breaking the ice	35
5. Implementing a low cost, effective awareness campaign	16	8.2 Treatment for addicts	35
5.1 Adopting a strategic approach	16	8.3 The Bogotá approach	36
5.2 Forming a core team	17	8.4 Planning, monitoring, and follow-up	36
5.3 The campaign implementation plan	18	9. Resource materials	37

1. Introduction

1.1 Features and coverage of this module

There are many ways of approaching the issue of raising public awareness about sustainable urban transport. This module is concerned with efforts directed at influencing urban transport policy. It focuses on:

- **Organisation** of a campaign to influence policy-making. Organisation is the key to sustainable transport advocacy. For this reason the module devotes an entire section to the topic of bicycle user groups (BUGs), and emphasises campaign organisational issues rather than describing the myriad activities which can be undertaken.
- Activities which can reach two basic **target audiences**: policy-makers, opinion leaders, and intermediaries (especially journalists); and additionally the general public.
- Activities which are **relevant to developing cities**. In developing cities, for example, BUGs tend to advocate the use of bicycles for everyday travelling and commuting, rather than for recreational, environmental or cultural reasons. However, ideas from developed countries are also taken into account.
- **Practical** rather than theoretical issues.
- **Low cost** activities. Campaign groups in most developing cities will not have the resources to implement an awareness campaign on national TV or print glossy materials for mass distribution, and in any case to do so would often be wasteful.
- **High impact** activities, such as Car Free Days and forming alliances, rather than for example getting into detailed discussion about how to effectively design brochures.
- Consideration of a range of **success stories** in developing cities. Successful awareness campaigns have been implemented in Bogotá, Surabaya, Manila, Hong Kong, Delhi, and elsewhere.

1.2 Scope of an awareness campaign about sustainable urban transport

What general topics would a public awareness campaign about sustainable urban transport be about? The answer can be gleaned from the range of topics covered in this *Sourcebook*.

Sustainable urban transport is an ‘integrated’ policy approach. A public awareness campaign on sustainable urban transport should not only be about ‘clean air’, because in many cities air pollution is just one of many concerns about urban transport. Issues of congestion, safety, public transport, urban livability, and conditions for cyclists and pedestrians are often equally or more urgent to policy-makers than issues of air quality.

This module will also focus on promotion of sustainable transport as a whole, rather than one mode or the other (as it is shown in the references section, there are various sources focused on the promotion of bicycles, for example). This is also in line with the *Sourcebook* character, in which it is clear that sustainable transport comprises more than one mode or a group of specific measures or activities. Rather, it is the integral approach towards transportation that results in a sustainable transport policy.

This module discusses in some detail the formation of a Bicycle User Group, not because a campaign should be limited to promoting bicycles, but because: (i) the approaches are of wider relevance to the sustainable urban transport advocacy generally; and (ii) the particular form of Bicycle User Groups has proven to be successful in promoting policy shifts and greater awareness about urban transport issues in many cities; more so for example than pedestrian advocacy groups and public transport user groups.

Based on this integral approach, it must also be said that public awareness is one of the necessary measures to achieve sustainable transport. It is the integration of appropriate policy guidelines, infrastructure development and public awareness (*e.g.*, education, activism) that will lead towards sustainable transport policy and hopefully to the anticipated behaviour and mode shifts.

1.3 Government or community led?

Many different types of awareness-raising campaigns aimed at policy-makers and opinion leaders have been successful. Some are led by government agencies, some by members of the local community or non-government organisations (NGOs), some by fancy and expensive public relations firms. Some of the best

Advantages of city government leadership

Stability for the campaign

One advantage of having some government officials in the leadership position of a campaign is that government officials in developing cities may have a more stable position. NGO membership might drift in and out of the campaign Working Group, depending on the resources they have available, as well as the individuals concerned.

Government promotion of modal shifts

Even in wealthy countries, where NGOs have access to more resources, it is the government which – in recognition of the importance of such issues for the city – now very commonly initiates public awareness campaigns about sustainable urban transport.

Key role of NGOs and local community groups

Whether or not the government takes the lead, however, the participation of local community groups, business groups, and NGOs will be needed for a campaign to be successful.

examples of awareness campaigns in developing cities involve a mixture of government and civil society; typically some government officials with NGO and community links forming a team and implementing a campaign. The approach we recommend is that a few concerned and motivated individuals take the lead, form some kind of Working Group involving interested government officials, organisations, and members of the community, develop a basic campaign implementation plan, and implement the campaign.

Criteria for participation in the Working Group are simply interest, commitment, and time. The government agencies involved—whether the Press Office, Public Works Department, Environment Office, Transport Office, Mayor's Office, Planning Office, or Health Office—will vary; what is critical is that a motivated and active team can be assembled.

1.4 Activism vs. diplomacy

It should also be clear that there are various ways of conducting public awareness activities. It can be seen as continuum in which activism forms one side and diplomacy the other. On the “activism” side, activities are much more informal and try to have the greatest public exposure. When looking at public awareness from the “diplomatic” perspective, activities would be more formal and would involve direct contact with decision makers but less public participation. However, both of these types of activities should be equally structured and thought about. In some cases one of them will work better than the other, but it cannot be said that one has greater effectiveness or is structured better. It depends on the people behind each kind of activity. This module focuses on activities that will influence people's behaviour rather than policymaker's goals, so it may shift interest toward the “activist” side.

1.5 Strangeness factor

One issue of utmost importance when doing any public awareness activity is its degree of novelty. There are many ways to capture an audience's (or a person's) attention, but some of them have been implemented so many times that they are not effective any more. One key

characteristic of every activity that is to be implemented with the help of this module is that it will not be a typical activity. It will be an individual idea that stems from the basic principles outlined here. A new approach to a problem will always have greater impact on the affected people and will therefore have of greater effectiveness.

However, “old” ideas may sometimes just need a “new twist”. For example, during the last few years it has been proven that a car-free day is a very interesting approach to raise public awareness regarding excessive car use and the possibility of using *e.g.*, bicycles or public transport. However, in 2005 a new approach to car-free days was taken: voluntary car free days instead of such as the one in Pasto, Colombia. This simple change of character renovated the concept of car-free days in cities where it had already been implemented.

Finally, it is not recommended to take “out of the box” measures on public awareness, and much less when they have been applied in contexts different from the one prevailing now. If one wants to implement any public awareness activity, he has to adapt it to his own context carefully.

1.6 Degree of interventions

Another important key issue when developing public awareness campaigns is the degree to which one must deliver a message, or the complexity that this message will have. For example, in some contexts one cannot directly implement a “bicycle to work” activity if the population has little knowledge of riding bicycles. In a similar example, a massive approach towards non-motorised transport use can't be implemented if there are no medium or high quality cycleways. Again, interventions must respond to the context in which they will be applied, *i.e.*, the level of awareness of the population and their existing physical resources (personal or citywide).

2. The importance of public awareness in key policy areas

2.1 Influencing the debate

Sustainable urban transport measures cannot be implemented without the support of key local stakeholders. Public awareness is vital in order to generate a vision of an alternative future, and pressure for action.

Setting the public agenda

Public awareness activities can help to set the public agenda and influence what is discussed amongst key government officials, at the city council, in the media, and in the community. This influence can be substantial. Sustainable urban transport issues touch upon peoples' daily lives. They are interesting to the media. People will take notice of proposals to improve public transport, walkways, and public spaces. Bus priority measures, new parking measures, and efforts to reduce air pollution will be applied.

In Surabaya, Indonesia, for example, a very low cost public awareness campaign in 2000 focused on raising awareness amongst policy makers and journalists about a range of urban transport issues and reform proposals. Around 100 newspaper articles in city newspapers resulted throughout the year. Many other events were held, including radio talk shows, Car Free Days, information displays, presentations, and others (for a campaign report, see <http://www.sutp.org>).

Elevating and deepening the debate

Raising public awareness is needed in order to *elevate the current 'low level' of public debate on key policy areas*. Parking policy, for example, is usually discussed in the media in developing cities only as a public order issue. Its crucial role in restricting demand for car travel—and as a revenue-raiser—is rarely discussed. Public transport discussion often focuses on symptoms rather than the systemic deficiencies, and on cosmetic or even regressive remedial action rather than long term solutions. Road-building projects often proceed without open discussion or disclosure of potential negative impacts. Discussion of mass transit proposals often does not consider all available options, neglecting Bus Rapid Transit in favour of expensive rail-

based metros. The full costs of air pollution are often not widely known in developing cities. And there are more things to be discussed in all sustainable transport policy areas.

It is also important to as soon as possible *deepen the debate to the level of specific policy proposals*. For example, public awareness activities should not simply put forward the idea that public transport should be promoted in favour of private cars (though this will be an important initial message), but should move on to present specific proposals on how Bus Rapid Transit or other transit improvements can be achieved. Similarly in other areas, detailed proposals should be put forward about how to improve conditions for pedestrians in a particular area of a city; about mobility management measures which could be applied, and so on.

“Sustainable transport issues touch upon people’s daily lives. They are guaranteed to interest the media.”

Establishing a policy foundation

Policy vision

A public awareness campaign focusing on policy makers, opinion leaders and intermediaries (especially journalists) can promote different ways of doing things. For example, few city councillors and government officials in developing cities will have been to Bogotá or Curitiba. A public awareness campaign can bring them information about these cities; showing them videos of Bogotá's Car Free Day and distributing information materials. City councillors and officials may not even have heard of Bus Rapid Transit. Public awareness activities can bridge this gap, providing policy-makers with information about solutions achieved in cities similar to their own.

Policy orientation

Public awareness activities, apart from providing the raw material for a policy vision (see Module 1a: *Urban Transport and Development Policy*), can encourage shifts in existing paradigms. Bicycles can be seen as vehicles of the future; road-building as potentially worsening rather than improving congestion; cars as imposers of high costs on the community; pedestrians

Mask parade for Earth Day in Hong Kong

From the Clear the Air campaign website



"We gathered at Victoria Park wearing a decorated mouth mask and green clothing for a FUN 1 hour Parade to Chater Garden. We showed we care about clean air! PRIZES were awarded for the best mouth masks!"

as key components of the transport system; air quality as an investment issue; buses as modern; bus-based 'surface metros'; walkways as a measure of democratisation: these are new ideas for most developing cities and will challenge existing ways of thinking about urban transport.

2.2 Generating support for policy initiatives

Public transport reform & transit priority

Most developing cities have poorly planned and regulated transit systems. Fares are often politically set at unviable levels, high costs are imposed by illegal fees and long layovers at terminals, corruption is rampant in the distribution of licenses, route network planning is often not done, no monitoring of service is carried out, regulatory systems are unrealistic and inflexible, users are unrepresented, decisions on issues such as routes and fares are made in an *ad hoc* manner without regard to policies or guidelines, welfare of drivers is low, operational conditions are rapidly deteriorating due to increasing congestion, the share of passenger trips with transit is declining relative to private vehicles, and operators have little incentive to improve the quality of service to the public.

Public awareness activities can help develop a better-informed debate and can draw attention to successful regulatory and planning models, such as in Hong Kong and many cities in Latin America. A public awareness campaign can

inform the public and policy-makers about the costs of different mass rapid transit options (see Module 3a: *Mass Transit Options*); costs which otherwise may never be publicly discussed.

Improving conditions for non-motorised transport

Awareness-raising activities are critical to improving conditions for non-motorised transport. The I-ce report, *The Significance of Non-motorised Transport for Developing Countries: strategies for policy development*, 2000 describes the awareness-building process in the context of the Dutch Bicycle Master Plan, and assesses the applicability of this model of stakeholder consultation for developing countries. It is seen that the lessons for developing countries are not so much in the technical content of the plan, but rather in the process of participatory planning and involving the key stakeholders.

Cleaner air through clean fuels and technologies

Two & three-wheelers*

* Adapted from Kojima, M, *et al.*, Improving Urban Air Quality in South Asia by Reducing Emissions from Two-Stroke Engine Vehicles, World Bank, December 2000, available at <http://www.worldbank.org>.

Emissions from two-stroke engines and repair costs can be reduced if owners carry out regular maintenance and use lubricant specifically manufactured for use in two-stroke engines at concentrations recommended by the vehicle manufacturer. Awareness-raising is needed to induce vehicle owners to adopt such "win-win" measures.

Governments, donors, and NGOs have sought to raise public awareness about emissions in developing cities:

- The Hydrocarbon Development Institute of Pakistan has distributed pamphlets and stickers on the quality and quantity of gasoline and lubricant.
- In Dhaka, Bangladesh, the joint United Nations Development Programme—World Bank Energy Sector Management Assistance Program carried out a series of training sessions for mechanics and "auto clinics" (a form of training) for three-wheeler taxi drivers in late 2000. The program was based on the idea that the first step toward adoption of good practice is dissemination of accurate information by mechanics to taxi drivers.

Fig. 1
Clear the Air has an excellent campaign-oriented Website.

The screenshot shows the Clear the Air website interface. On the left, there is a green sidebar with navigation links: 'CLEAR THE AIR info...', 'Research', 'What can YOU do...?', 'Other things we do...', and 'Practical advice...'. The main content area features a yellow header with the 'CLEAR THE AIR' logo and a 'Current AIR POLLUTION INDEX' section. Below this is a news article titled 'Off-road diesel engines affect health' with a sub-headline 'Study: 8,500 premature deaths a year from pollution'. The article text states: 'June 11 — A study by state air pollution control officials concludes that more than 8,500 premature deaths a year are caused by extraordinarily high levels of air pollution from off-road diesel-driven equipment and machinery not regulated by the government. Full story'. To the right of the article is a 'Next CTA meeting' calendar listing dates from February to December. At the bottom right, there is a 'South China Mornin Post's' section with a photo of two people and a 'HELP' button.

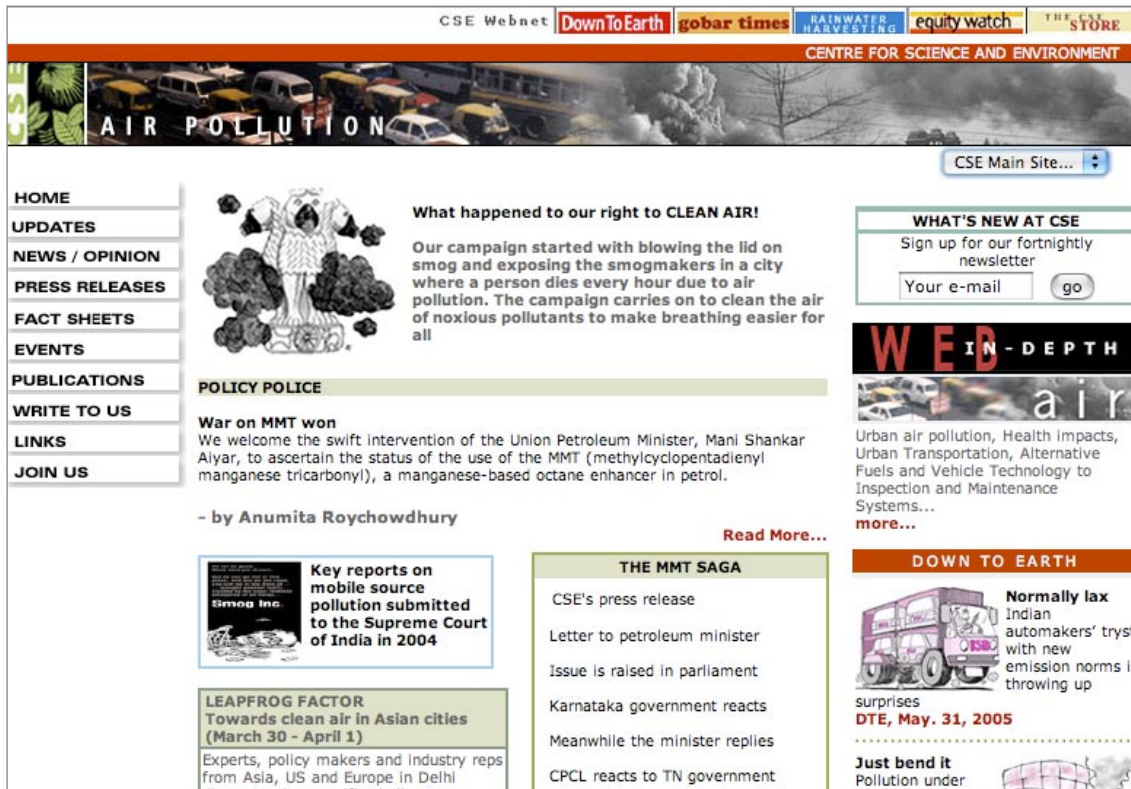


Fig. 2
Centre for Science and Environment site includes several clean air oriented campaigns.

<http://www.cseindia.org/apc-index.htm>, accessed January 2006

- A major public awareness campaign in Delhi, India, in late 1999 led to more than 66,000 vehicles participating in free inspection and maintenance clinics for two-wheelers.
- Similar motorcycle clinics, combined with accelerated scrapping programs and general awareness raising, have been carried out in Bangkok and other cities.

Despite such campaigns, many drivers continue to maintain their vehicles inadequately. Much more needs to be done to improve public understanding of the importance of proper vehicle maintenance.

Dangers of air pollution, focusing on tailpipe emission reduction & clean fuels

Transport-related campaigns in developing cities are increasingly focusing on air pollution caused by motor vehicles. The largest and most polluted cities in the world are in developing countries. Many of these campaigns concentrate on tail-pipe emissions. Typically the major area of activity involves information dissemination about important topics such as:

- phasing out lead in petrol;
- lowering the sulphur content of diesel;
- improving inspection & maintenance programs;

- using cleaner fuels such as CNG;
- health impacts of air pollution;
- economic costs of air pollution.

Several of the more high profile campaigns are supported by multilateral banks or development organisations (e.g., ADB support for Save the Air: Partnership for Clean Air in Manila; Swiss-contact support for Fresh! My Jakarta and the Jakarta Anti-Lead Coalition). Others, such as Clear the Air in Hong Kong and CSE India, are more locally driven. Many of these campaigns have been successful in targeting particular issues, such as removing lead in petrol and promoting the use of CNG.

Websites of these campaigns provide resources and models. Clear the Air in Hong Kong, for example, tries to influence policy makers and provides the full details and profiles of leading officials on their Website. Some good “Clean Air” campaign Websites include:

- Centre for Science and Environment (India) clean air campaign (Figure 2), <http://www.cseindia.org/apc-index.htm>;
- Fresh! My Jakarta, <http://www.segarjakarta.org>;
- The Tour of the Fireflies, <http://www.fireflybrigade.org/tour.html>.

Other successful campaigns include:

- Lead Free Coalition, Manila (promoting cleaner fuels, supported by the ADB);
- Swisscontact's awareness-raising campaign in Jakarta.

Many of these campaigns were carried out on a large budget, with international support. Other city-level initiatives have a much lower profile and budget, but are also effective. An excellent example of a community-led activity aiming to improve air quality in Metro Manila through greater use of bicycles is the annual Tour of the Fireflies (Box page 22). Ironically, some of the more modestly funded, community driven campaigns have ultimately proved to have a more lasting presence as can be seen by a survey of the campaigns which maintain updated websites.

Transport demand management and economic instruments

The few successful cases where strong action has been taken to restrict the demand for private car use while encouraging alternative modes all attest to the importance of information and communication campaigns. Lack of public awareness and support is the main reason why efficient demand and pricing policies in urban transport are so rarely used. This argument applies to developed countries, but even moreso in developing countries, where the unrestricted—often subsidised—use of cars by a small minority in dense, low income cities imposes great costs on the non-car-using majority. The Singapore Land Transport Authority, <http://www.lta.gov.sg>, effectively precedes policy initiatives with information dissemination. Transport for London was similarly active in Web-based dissemination prior to implementing congestion charging in 2003; see *e.g.*, <http://www.cclondon.com>.

3. Basic information to know about the population

Some public awareness activities begin with the implementation of well-known campaigns or creative ideas developed by one expert. This will never work if the target audience to which it should be applied is not properly known. To solve this, there are various ways in which information about a specific group or population can be compiled.

3.1 Stakeholder analysis and key stakeholders

Stakeholder analysis is a technique by which the organization or person who wants to develop a strategy (in this case, a public awareness strategy) can find out which groups and organizations are directly or indirectly involved in a specific problem. This is done in order to consider their interests, potentials and limitations when designing a project. Basic characteristics of stakeholder analysis are the fact that it is permanent, it takes many points of view, and that all related groups are taken into account.

When starting to develop a stakeholder analysis, groups that are directly or indirectly involved in the problem must be identified, in order to know their interests, their perceptions of difficulties, the “mandates” of stakeholder organizations (legal or statutory authority), and the resources that each group can contribute in supporting or opposing the solution. In order to arrive at a balanced idea of the general perception of these groups, both those in favor and opposed should be included.

The basic result of a stakeholder analysis is shown in Table 1.

After analysing what stakeholders have said, the analysing person should be able to indicate the changes in practices and attitudes that have to be developed. This should take into account measures to apply on the population as a whole as well as organisations and social groups among others. The analysis can also show the desirable changes from a policymaker's point of view, the potential resources that may be available from stakeholders, and what

other contributions are necessary to improve a situation.

Typical groups that are related to the problems at hand are population, public sector, private sector, civil society organisations, religious organisations, political groups, external organisations (bilateral agencies, etc.). Some of the fields (represented in groups) that are related to transportation problems in a city are listed below:

- **Health sector:** Transportation is a sector that is related to health in various ways: first, road safety is a health issue that is to be solved by acting directly on transport problems and its users. Also, using non motorized transport and public transport implies a higher level of physical activity than that of using a private car. Finally, tailpipe emissions pose a great threat to public health in terms of respiratory diseases. Thus, the health sector should definitely be involved in a transportation project, and most times they could give a fresh look to public awareness initiatives.
- **Environmental sector:** Similar to the health sector, the environmental sector is a key group that should be taken into account when doing a stakeholder analysis, since transportation is one of the main contributors to greenhouse gas emissions and other pollutants from a city.
- **Transport, traffic department:** The local entity involved in transportation should obviously have a say regarding any transportation problem or initiative.
- **General public:** All population is the basic element behind the improvement (or deter) of a transportation situation, and the potential beneficiary from improvements. They can normally be divided into users of each transport mode: car users, bicycle users, public transport users, and people who walk to work or study.
- **Drivers (public transport):** This group is laborally related to the transportation sector and has a great influence on any transportation problem and its solution, due to the fact that their work itself is related to this. Their input in stakeholder analysis is also crucial.

Table 1: Basic table to develop a stakeholder analysis.

Groups (not individuals)	Interests	Problems perceived	Resources + mandates
Group 1			
Group 2			
etc.			

3.2 Methods of getting information

Focus groups

Developing a focus group is another technique that can improve knowledge about the population which will take part (active or passive) in a public awareness activity. It is a rapid assessment technique, similar to a group interview, in which specific topics (focus points) are addressed by a person moderating the discussion between participants.

The focus group interview is a means to recollect briefly but in depth, a significant volume of qualitative information. It is based on a discussion with a group of people, who are guided by an interviewer to express their knowledge and opinion regarding specific topics.

Focus groups usually have the following methodological characteristics:

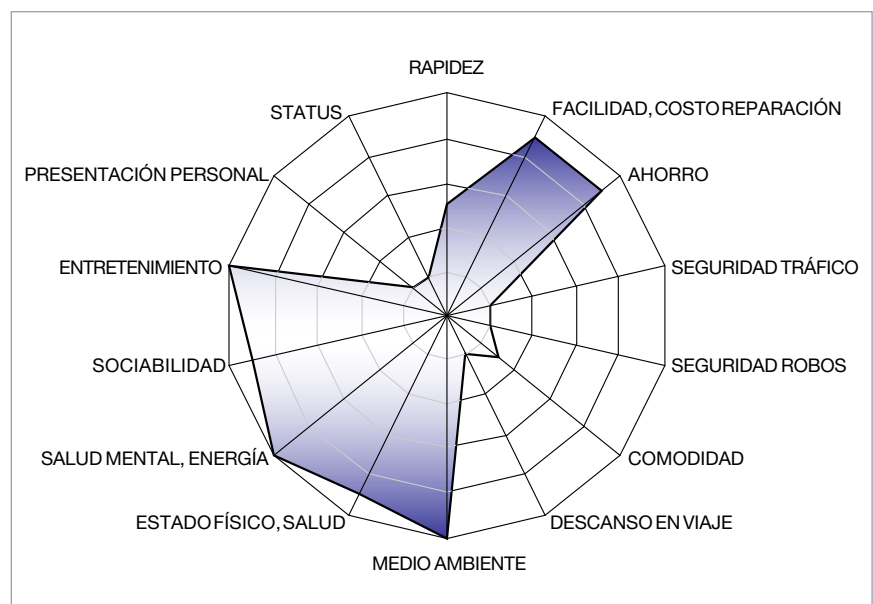
- A focus group consists of 6 to 12 people;
- The session requires around two hours.

The typical procedure of a focus group is the following:

- Rapport and introduction of the topic by the moderator;

Fig. 3
One of the results from a Focus group developed in Lima, Perú regarding perceptions, attitudes and practice towards nonmotorised transport in their city.

Source: FONAM, 2002



- Instructions on the dynamics of the meeting;
- Clarifying that the objective is to know about the group’s experience;
- Developing the interview: starting with general themes and then introducing the specific topic of the meeting, focussing on the most important issues;
- Closing of the interview: indicating that the meeting is over, checking notes taken during the meeting.

Note: The previous information is just a description of a focus group. It should always be developed by professionals with experience in this field, as it is a fairly complex activity that needs a deeper comprehension of its management and especially its evaluation.

Surveys

The previous tools are completely qualitative. That is, they do not represent information in numbers and can’t be analysed through basic statistical analysis. Surveys are another qualitative instrument that has quantitative properties: its results are numbers that can be analysed through statistical analysis. The basic weakness is that they do not represent as in-depth qualitative information as other techniques do. They have the added value of representing qualitative information with quantitative properties though.

Surveys are broadly used as a very quick method for obtaining pre-established information from citizens. Pre-designed questionnaires with fixed responses are applied to a certain percentage of the population and will in turn give a broad overview of the attitudes, knowledge or reported practices of a group of people.

These are some typical survey questions in transportation:

- Which is the main obstacle to stop using your car? (attitudes);
- Who is responsible for transport infrastructure maintenance in your city? (knowledge);
- Which is your main mode of transport? (practices).

However, there is some debate about the precision of a survey’s significance in terms of people’s behaviour in transportation. Nevertheless, it is an important tool to take into account when needing a fast and concise compilation of information from a certain population. An example from a survey developed in Bogotá is given in Table 2. It shows the results of a survey question regarding cycleways in Bogotá and why people would not use them. The survey was done just after the cycleways have been developed.

3.3 Levels of awareness of a population

In order to develop an effective intervention on a population it is necessary both to know about their characteristics and to be able to divide them into subgroups. In the case of transport, the adaptation of a common paradigm (stages of change) is useful.

The following is a description of their levels of awareness or action, people may have, regarding sustainable transport. The worst situation is of those who do not know about sustainable transport and do not use sustainable modes of transport. The best is the one where people are fully aware of the consequences of unsustainable transport and act accordingly. Below, the five stages are described and schematically represented in Figure 4. In the following chapter, there will be explanations of the tools to be used while addressing each group.

Those who use the car and do not see another choice

In sustainable transport, this first group of the population may be the greater proportion of people. In this group, people have no idea about sustainable transport, and that riding a car as a permanent mode of transport is unsustainable. Further, they will not fully understand the idea

	2002 (%)	2001 (%)
Lack of education to cyclists	36	13
Lack of appropriate infrastructure	32	18
Not enough cycleways	32	20
Not well designed	30	26
Unsafe and dangerous	28	23
People are in the way	25	12
Lack of maintenance	9	6
Lack of promotion	5	7

Sources: Bogotá Como Vamos, 2003

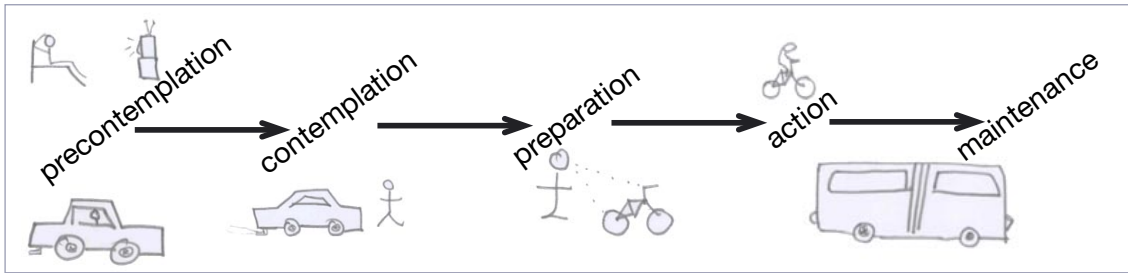


Fig. 4
Schematic representation of levels of awareness of a population in terms of their knowledge and actions regarding sustainable transport.

Elaborated by Carlos F. Pardo



Fig. 5

Typically, people who use cars every day have not had the opportunity to learn about sustainable transport, and have little or no opinion regarding the environmental consequences of using an unsustainable mode of transport.

Source: Carlos F. Pardo

behind sustainable transport and would not find any reason to ride a bicycle or use public transport to work. Typically people in this group include every age group and income level. Unfortunately, some policymakers also fall into this category. The technical name for this level is **precontemplation**.

Those who know of another choice but still use a car

This group of people includes those to whom other options have been presented and who are slightly informed about sustainable transport and the benefits of using public transport, a bicycle or walk afoot. They understand the arguments but, nonetheless, do nothing about it in terms of their action. That is, they still use the car to commute, be it for 2 km or 20, with any purpose (leisure, transport, etc.). However, they are closer to change than those in the first

group, and in some cases they may have tried to use a bicycle or public transport to work, but come back home sweating and discontent. The technical name for this level is **contemplation**.

Those who have tried using sustainable transport seldom

The third group gives a greater hope than the two previous ones. In this level of awareness, people have already tried more than once to use sustainable transport, and may be thinking that it could be a good idea to keep doing it. However, they are not yet convinced. This level is called **preparation**.

Those who have started to use sustainable transport

The group before last is of those people who have already started using a bicycle or public transport as a daily mode of transport with an established frequency (e.g., every Monday and Thursday). They may still use their car, but have started to understand that it is not completely



Fig. 6

People who have tried using a bicycle are a smaller percentage of the population, but are an important group to support these initiatives.

Source: Jonas Hagen



Fig. 7
TransMilenio is not only used by people who have no other mode choice and those who understand sustainable transport. It is simply seen by most as the best option to mobilize across Bogotá. However, they constitute a captive audience that has to be further educated on sustainable transport.

Source: Lloyd Wright, GTZ Transport photo CD

indispensable in all cases. This level's technical name is **action**.

Those who are permanently using sustainable transport

The final group is composed by those people who really do not need to be made aware of the benefits of sustainable transport, because they actually know them and are constant users of sustainable transport systems. Those cases are in the level called **maintenance**.

Box 1: What is a gardener?*

* this text has been adapted from discussions with Ricardo Montezuma



Fig. 8
This 80-year old gardener uses his bicycle because he sees no other mobility option.

Source: Carlos F. Pardo

An interesting question when discussing levels of awareness in sustainable transport is if a gardener who uses a bicycle as a daily mode of transport would be correctly categorized as one who permanently uses sustainable transport (maintenance), and if there is no need to make him aware of his choice as a sustainable transport option.

The gardener uses sustainable transport everyday, though the reason for doing so is not that he is convinced by its environmental, social and economic benefits, but because he has no other transport option. If he were given the money to buy a car, he would definitely do so. In fact, most of these workers save their money to rapidly buy a motorcycle.

The basic problem that underlies this situation is that the use of sustainable transport is not by choice but a forceful situation. Obviously sustainable transport should be promoted in this group.

4. Intervention: Three types of actions

“It is people’s perceptions of the conditions and not the actual conditions that determine their mode choice.”

page 36, Collection of cycle concepts

When the composition of the population at stake is known, one can start an intervention adapted to the people that have to be addressed. To do this, all the information analyzed during focus groups, surveys, interviews and the division of the group into people’s level of awareness has to be taken into account.

Now, there are three basic “channels” through which these people can be addressed. The three types of actions are informative, persuasive, and specific activities. This categorization comes from the psychological elaboration of attitudes and how they are subdivided into rational, affective, and motor components. However, it is very important to stress that each of them on their own will have little impact when it comes to achieving a real change in behaviour in the target audience.



4.1 Informative messages: hard facts

The first type of action that can be developed during an intervention is one of informative nature. That is, hard facts which show that using public transport, bicycles or walking is actually more sustainable than indiscriminately using a private motorised vehicle for all trips. Information on spatial attributes, environmental impacts or on poverty is basic data that should be taken into account. Also, graphs and other visual media can be used.

The format in which this information can be spread most effectively is through presentations, conferences, modules, and print or digital media that can be diffused. In that sense, this module of the *Sourcebook* is a key tool in terms of informative messages regarding sustainable transport.

4.2 Persuasive messages: comfort and well-being

The second type of action that can be used to change behaviour in a population is that of an affective nature. That is, anything that actually persuades people to do something because they will feel much better when doing it. In this case, car publicity is very much ahead of sustainable transport promotion. Private motorised vehicles have been associated with pleasure, comfort

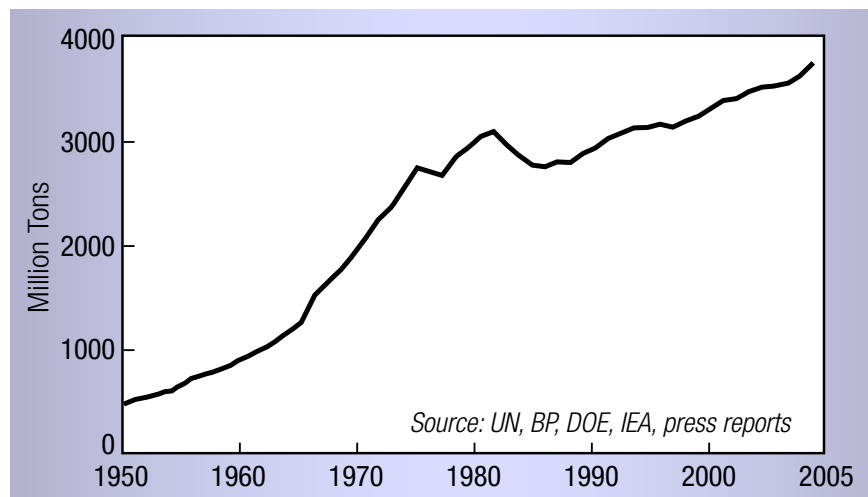


Fig. 9a, 9b

A graph is a good way to show interesting information at a glance. It is one of the tools to give information to people.

Source: WorldWatch 2005

On the left, an example of information being given to Chandigarh citizens regarding responsible use of Rickshaws.

Source: Traffic Organization Chandigarh

Box 2: How transport should be seen, how it is shown or perceived.

Transport modes are often seen or perceived as something different from what they really are. This is greatly influenced by publicity. For instance, cars are normally seen or perceived as the ideal mode of transport. It is often the case that these vehicles are shown in the middle of a high-speed highway with no congestion, giving people a wrong impression. An image like the one shown in Figure 10 will never be part of an automobile advertisement. However, it is very often the case that car owners are ending up in a traffic jam every time they use their car.

Fig. 10 ▶

How cars should be seen

Fig. 11 ▼ and 12 ↘

How buses may be perceived—How buses should be perceived (and shown).

Source of pictures 10, 11, 12: Carlos F. Pardo



On the other hand, buses are normally perceived by people as dirty, slow and uncomfortable vehicles for people of low incomes. This is also in part due to situations like the one shown above on the left, where buses are actually a low speed, highly uncomfortable and unsafe choice. However,



in the case of TransMilenio, the image is one of the most important factors when promoting their system. This is also enforced by contract, since TransMilenio operators must wash their buses daily or face a penalty.

and even happiness. Furthermore, they are also always shown at high speeds and in extensive highways, never in a traffic jam. In any event, it is also true that cars have been designed to be more comfortable than any other mode of transport, but in detriment of values such as equity and sustainability. In this respect, public transport operators should also take this factor into account when promoting sustainable transport.

However, sustainable transport can also be easily promoted by means of persuasive or affective messages. As mentioned in the Collection of Cycle Concepts, "...the bicycle has a positive image in many ways. It is associated with good experiences, fresh air, sun, and summer. It is regarded as a healthy, sociable, and environmentally-friendly mode of transport that is accessible to everyone." The bicycle is a vehicle that is associated closely with personal experiences of



Fig. 13

A family on bicycles: the added value of bicycles is their easiness to recall pleasant experiences. In the picture, a family is riding bicycles in Bogotá.

Source: Carlos F. Pardo

happiness in most places, since it was usually a child's toy or a young person's sports vehicle.

Also, the category of persuasive messages can include all messages related to **moral, values, and ethical standards**. In the situation of sustainable transport, values towards the environment, greater social equity and poverty reduction are closely related to sustainable transport.

Finally, **life quality** can also be taken as an argument for persuasive messages. People will understand that an improved environmental situation, road safety, and use of public space are factors that will influence their quality of life positively.

4.2.1 Status? The dilemma

A very interesting subtopic of the affective type of messages to promote sustainable transport is that of promoting sustainable transport as a status symbol. For example, it is sometimes said that bicycles should be promoted as a status vehicle. This is used as a counterargument for the generalised notion in some developing countries that a bicycle is a vehicle for the poor. Nonetheless, there are many contradictions to promoting a vehicle as a status vehicle, since sustainable



Fig. 14

This woman riding in front of the Roemer in Frankfurt might be one of the best examples of why people ride bicycles for pleasure.

Source: Carlos F. Pardo



Fig. 15

In some cases, bicycles are used as a mode of transport, regardless of their status. In the picture, a commuter in Paris rides his bicycle from work.

Source: Carlos F. Pardo

transport is also a matter of social equity and one should not differentiate a mode of transport as one of greater status than the other. Further, modes of transport should not have a distinctive characteristic such as status, but rather another more coherent one. For example, using public transport or bicycles could be promoted with the main characteristic of promoting a healthy life and a more equitable society.

However, in countries in which bicycle use is high, there is no specific characteristic related to status or any other value. It is used by its inherent characteristics as a vehicle: cost-efficient, fast, and simple.

Anyhow, it is also true that sustainable transport should have a clean image, rather than a dirty and ill-looking perception. This is similar to what has been discussed in Box 2 on busses' image and perception.

4.3 Specific Activities: moving in sustainable transport

The third of the types of actions to promote sustainable transport has to do with actually moving, that is, using sustainable transport. It is very important to promote a sustainable transport system while making people actually use it. Though logical as it sounds, many awareness activities neglect this component. But the main interest of promoting sustainable transport is to make people use public transport or bicycles that have never done so before. Some of the activities to overcome these barriers include the following (this list is not exhaustive):

4.3.1 Free rides on public transport

In the case of new public transport systems such as recent BRTs (Bogotá's TransMilenio or Jakarta's TransJakarta), system managers have given the public initially free rides on the system. As is shown in Figure 16, Jakarta's experience was a system filled with commuters. By giving free rides, people had the chance to "try it out" without buying a ticket, and maybe getting somewhere!

4.3.2 Bicycle rides

Sometimes people think that riding a bicycle is a dirty, sweaty activity that is impossible to do without sportswear. Also, they feel that riding a bicycle is not an efficient way to get from one place to the other. Once these people are taken on a bicycle ride at moderate speed and covering a considerable distance, they are amazed that the experience is not really the one they imagined. In one example, staff from the Western Cape Ministry of Transport (South Africa) was taken on a bicycle ride through bikeways on a car free Sunday. They immediately came back to their office to formulate a strategy of nonmotorised transport for their cities. When Minister of Transport Tasneem Essop was asked about the activity, she responded that she had not ridden on a bicycle since she was 8 years old, and she had forgotten how it actually felt like.

4.3.3 Car free days

The idea behind car-free days is very interesting in terms of actions to promote sustainable transport. Since this module has a section on car free days, and the *Sourcebook* has a complete module on Car-free development, it is only necessary to say that people are forced to use other modes of transport. Therefore, car users are experiencing other transport modes. However, there are some downsides to "enforced" car-free days: people will feel that they have no other choice and therefore might have a negative perception of the experience. In some cases (due to meteorological reactions) car-free days in polluted cities will result almost surely in rain.

Nonetheless, voluntary car free days are another option to ask people to use another mode of transport by their own will, without legal enforcement. People can choose between their car and other modes of transport to commute that

Fig. 16
Transjakarta gave free rides on public transport during the first two weeks of operation (Jan 15–Feb 1, 2004). It resulted in high amounts of people wanting to know the system.

Source: ITDP





Fig. 17
The voluntary car free day in Pasto (Colombia) was given great attention from all levels of society. In the picture, Pasto Mayor Raúl Delgado walks from his house to his office during car-free day in September 22, 2005.
 Source: Pastodeporte

day. This type of car free day, though very new, has shown impressive results.

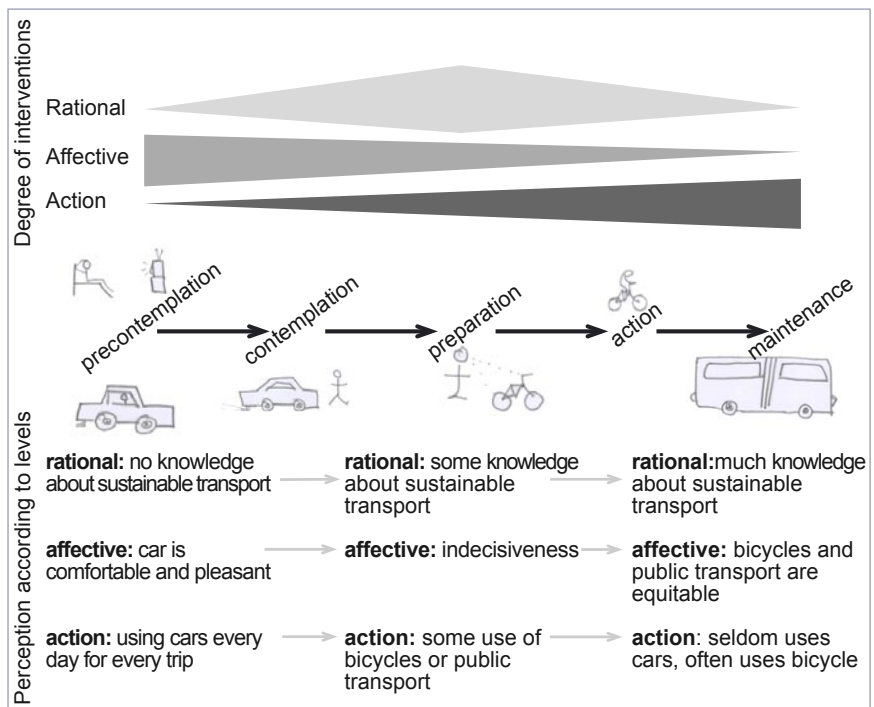
4.4 All three actions are crucial

It must be very clear that all three actions should be implemented in public awareness activities. If people have the information and ride a bicycle once or twice, they will lack the persuasion to ride it convinced that it is the best way to move. They may go back to using a car every day. Similarly, if someone is persuaded and rides a bicycle once or twice, he will lack the arguments to understand why he is riding a sustainable mode of transport. Finally, someone who is convinced that riding public transport is the best way and has been persuaded to do so might still not start using sustainable transport. The person might have little or no opportunity to do so (e.g., no one will go with them on their “first bus ride”). Furthermore, someone who is “preaching” a particular mode of transport without using it does not give great credibility to his or her speech.

However, it is important that there is a strategy to do each of these activities. While there is no

strict order, it is recommendable to start with persuasive messages, followed by information and finally the action component. This should also be done almost parallelly, since it will give the strategy a sense of unity.

Fig.18
Interaction between levels of awareness and degree of actions.
 Elaboration by Carlos F. Pardo



5. Implementing a low cost, effective awareness campaign

Citizens in a developing city thinking about starting an awareness campaign to support policy initiatives should consider the following:

- For a campaign team, look to existing city government resources. There may be no need for a public relations consultant report on how to develop and implement your campaign. The Press Office have public relations expertise, as do officials in other agencies who are in regular contact with the media, schools, NGOs, and business and social organisations.
- Ensure partner contribution to the cost and implementation of each activity.
- Involve business associations.
- Utilise other events (*e.g.*, a seminar) which are attended by key target groups as a cheap way of disseminating campaign messages.
- Sustainable transport is newsworthy. Large impact is possible with a modest budget!

5.1 Adopting a strategic approach*

* Adapted from BUG 1998

Forming strategies

When the campaign Working Group is formed it will need to devise strategies and plans. Developing a strategy or work plan should follow the planning steps described below in developing a ‘campaign implementation plan’. This will clarify the objectives, short term goals, key target groups, and main potential partners *before* particular activities are implemented.

Involving group members

The group needs to represent all members. Every concern of the members should be heard and considered. At group meetings each member should be invited to talk about their concerns. Ask members what they want to achieve. Raise questions and do some ‘brainstorming’. Brainstorming is an effective exercise for involving every member of the group. Even wild ideas should get listed on paper or a whiteboard alongside all the sensible issues and concerns. (Later in the meeting these wild ideas can be turned into something more realistic or, with consensus, rejected). The ideas of one member will likely stimulate others to contribute. This

collective approach builds consensus, and a sense of common ownership of the results.

Establishing goals

When it is known what people are most concerned about, turn these concerns into goals. For example, one member may be concerned that it cannot easily ride to the local market because there is no crossing of a busy street which runs alongside the market. This concern could be expressed as the following short-term goal: “To ask the local government to provide a safe crossing of the road”. In this sense, the stakeholder analysis would be the best tool to get to know these concerns and turn them into goals.

All other concerns can similarly be turned into goals. For each goal a number of actions can be set which need to be undertaken to achieve the goal. Several members can contribute to these individual actions. Try to involve everyone.

“For each goal a number of actions can be set which need to be undertaken to achieve the goal.”

Setting priorities and deadlines

The work of the group will be most effective if they concentrate on goals important to the greatest number of members. Get the group to prioritise the goals. Reassure all members that their concern will eventually be dealt with.

When the group has determined its goals and priorities based on the concerns of members, it is important to also set some deadlines.

Be realistic

Attempting to take on more than the group can handle will be counter-productive. Choose realistic projects, targets, and numbers of tasks. Asking people to work on impossible tasks, or tasks that are too time consuming, or those which have been ‘around for years’ will prove unpopular and members may drop out as a result.

Choose projects carefully because almost all groups have too few people to do all the activities and advocacy they would like to do.

Box 3: Think it through: A summary of the main themes of this section

Adapted from Benton Foundation, <http://www.benton.org/Practice/Toolkit/thinkthru.html>, accessed Sept. 2002

What it takes to design & fund an effective communications strategy

Communications is much less about the technology or medium chosen as a vehicle, and much more about advancing the cause of your organization. An effective communications strategy reflects your organization's mission, goals and objectives, and is well integrated into daily operations. It requires a clear articulation of audience, clarity of message, and choice of media platform. It also consists of an ongoing feedback relationship between planning and evaluation.

Planning

Good planning is key to the success of your public awareness campaign. This is true whether it's for designing goals and objectives for your organization, mapping out a communications project, or figuring out what your Website should look like.

Audience

Identifying your audience, then understanding as much as you can about them is key to your communications plan. Considerations include: "Who do we want to reach? What's the best way to reach them? What characteristics do they share?" These details and more will guide your communications effort.

Message Shaping

Your message has to be appropriate for your various audiences and platforms. For example, the way you communicate your organization's message to the press might be very different from the way you communicate with your members. And writing for the Web is very different from writing for print and radio.

Media Choices

The media (or platforms) that you choose to disseminate your message will be impacted by decisions you make about who your audience is and what message you have for them. Similarly, which platform you select will also impact your message and limit your audience. In addition, as media platforms increasingly go digital and start to converge, opportunities for using multiple platforms increase. Here you'll find discussions of different approaches and strategies for different media.

Evaluation

A good communications strategy takes evaluation very seriously. This component is often over-looked, but is highly regarded by funders.

Make sure that you keep evaluation in mind when you create and implement your communications plan.

Funding

No matter how great your message or how well your communications efforts planned, nothing gets done without the right resources: financial and otherwise. But good planning, and strong integration of technology and communications into your organization's objectives will help get you the support you need.

Getting early success

Initially, set some goals which are easy to achieve. Getting some early achievements may be important for the morale of the group and for building up membership. An effective group is more likely to attract members than a group which does not achieve its objectives.

Sharing the work, with regular meetings

When all the goals have been set and priorities established, assign specific tasks to various members. All members of the group will not be able to devote the same amount of time to the goals of the group. Use whatever time and skills they can contribute wisely. If the group has enough members, it may be able to tackle two or more goals at once.

“Getting some early achievements may be important for the morale of the group, and for building up membership.”

Regular meetings of the group will help instil and maintain interest, enthusiasm, and momentum. Regular feedback on issues, and progress towards attaining the goals of the group will also keep members motivated.

5.2 Forming a core team

A core team of five to twelve people should act as the core Working Group for implementing a campaign. Main points are:

- The leader might ideally be someone from the city government. The city press office has good knowledge of the media, but generally less knowledge of transport and environmental issues than offices of transport and



A range of developing cities are taking part in global movements, such as Car Free Days.

In honour of Earth Day, Clean Energy Nepal sponsored a car free day on 22 April 2002. They specifically mandated highly-trafficked areas of the city for the car-free zones and encouraged the rest of the city to voluntarily refrain from using motor vehicles for the day (source: <http://www.earthday.net>).

The photo shows a similar event held in 2001.

Box 4: Good practice tips

The Cyclists Touring Club (UK) [as quoted in the BUG manual, 1998] provides tips equally applicable to broader awareness campaigns about sustainable urban transport:

- be **professional** - if the group appears to be run by amateurish cranks it will be ignored. If its materials are well produced, error-free and well thought out it will be listened to. Presentation is exceptionally important in advocacy.
- find and use **resources** - a neighbour's word processor, a member who is a graphic designer. Learn to make a lot from a little, give members opportunities to volunteer their services and skills (perhaps on the membership form). It is surprisingly easy to produce professional looking materials.
- be **realistic** - do not set impossible objectives, the group will become marginalised and its morale may be damaged.
- be **constructive** - be seen to present positive solutions and to have an open mind. It is very easy to gain a reputation for being a whinger. If the local council gets something right, say so publicly and thank them.
- be **persistent** - promoting sustainable transport requires stamina - be prepared to reassess methods and approach problems from different angles.
- be **well briefed** - assess and research situations before the group launches itself into them.
- building up respect and **credibility** - there are many controversial issues in urban transport (e.g. relating to a proposed Car Free Day, or implementing cycle tracks) that are always the subject of questions. It is recommended that group members be aware of them, do some research and have well prepared answers.
- be **focused** - make sure all the group's activities are contributing to its aims.
- keep **records** - keeping records of meetings with officials, of press coverage achieved, of policy and resolutions, and of correspondence will be useful for promoting the group and drawing in new members and funding.
- **network** - talk to other groups in the community - disability rights groups, environmental groups, pedestrians - and try to find common causes.
- be **imaginative** - there is always space for new ideas and stunts.

environment. There are many possibilities. In Surabaya a successful campaign was led by the City Public Relations Office, in Buenos Aires by the City Planning Office and the City Public Works & Services Office, in other cities social organisations and NGOs have taken the lead.

- Membership should be open to any individual or group who has a concern with issues of sustainable transport for the city.
- Working with the people who care and are directly affected will generally mean that you will involve city level officials and parliamentarians, rather than provincial or national level officials.
- NGOs, consultants, business associations (e.g. the bus owners' association) and academics are all potential members.

Appoint responsibility amongst Working Group members for particular subject areas and for making progress toward the current priority goal. Each member of the group should leave the meeting with a task to perform before the next meeting. ***The objective is for the assigned tasks to be completed before the group meets again.***

5.3 The campaign implementation plan

One of the first tasks of the group, once they have decided that they want to implement a public awareness campaign about sustainable urban transport, is to draw up a basic 'campaign implementation plan'. The group as a whole should work through each section and agree on the content of the implementation plan. Once it has been agreed, it will serve as a flexible guide for implementation (a tool for the Working Group), and also as an explanation of what the campaign is about to prospective partners, members, and contributors.

A fancier plan can be produced if the budget is available for things like detailed target group analysis and extensive surveys. However, the 'basic' version is sufficient, and should at least cover the following main sections.

Vision and goals

Visions are almost always vague, and contingent on experience and progress. Yet a vision of an alternative, sustainable city transport system can be a powerful driving force. Beneath this

overarching vision, clearly defined goals—to be decided upon by the group—will enable the group to focus its actions and ‘package’ the issue it faces.

In cultivating a ‘vision’ for the campaign, we recommend as a starting point Module 1a: *The Role of Transport in Urban Development Policy*.

This section should include an assessment of the problems currently faced by an unsustainable transport system: congestion, air pollution, lack of facilities for pedestrians and cyclists, declining public transport services, dangerous conditions for children, misguided policy approaches, and so on. Of course, the precise areas of focus are to be determined by the group members’ own priorities. The section can outline a vision of a more sustainable future, and the overall objective of the campaign.

Goals are specific targets of the campaign. They can be divided into long, medium, and short term. They should be realistic, and the first goals should allow for some initial easy successes, as discussed in *Forming a Strategic Approach*, above.

Logo and messages

Over the course of the first several meetings, after developing and agreeing on the overall objective and some specific goals, the group can consider developing a logo and slogan, and a list

of key campaign messages that they would like to convey.

In developing a logo and slogan (or a Website), one idea is to carry out a logo design competition at a local school or university.

Campaign stages

Stage 1: Informing

For developing messages, it will often be useful to divide the campaign into stages, each devoted to a rational, affective or practical message. The first stage is informing. Some common attitudes amongst policy-makers often reflect lack of access to information on modern best practices:

- Bicycles are regarded as a traditional, non-modern form of transport inappropriate for the image of a modern metropolis.
- Building new, often elevated, roads and flyovers, or widening existing roads, or improving traffic flow (including through various intelligent transport systems or ITS applications) is regarded as being able to solve congestion problems.
- Pedestrians, cyclists, and public transport drivers are regarded as major causes of congestion.
- Buses are regarded, like bicycles, as out of place in a future modern metropolis.
- Rail-based systems—with MRT or LRT variations—are regarded as the modern,



Fig. 20a, 20b
Two well-developed logos: On the left, the logo for cycleways developed for Bogotá by the Institute of Urban Development. On the right side, the logo for the European Mobility Week.

Source: IDU, European Commission

Rich city governments funding aggressive public awareness campaigns

In its fourth year, Clean Air Day Canada was held on June 5th, 2002 and encouraged the public to “Take back the air”, and walk, bike or ride. Originally declared in 1999 by the government of Canada, Clean Air Day programs increase public awareness and action by encouraging people to use more sustainable modes of transport (CUTA website).



Similar events, such as ‘bike to work’ days, are now common in many car-oriented cities. Such campaigns are usually led by government agencies for Health, Transport and the Environment, but the agencies work closely with bicycle advocacy groups.

A hard-hitting poster and TV government public awareness campaign in Scotland, which aggressively promotes cycling and transit (<http://www.learn-to-let-go.org.uk>), has even been accused of ‘demonising’ car users, using the same psychological methods against drivers as have been used against smokers and drink-drivers (<http://www.thisisnorthscotland.co.uk>, 17 June 2002).

appropriate technologies for mass rapid transit systems in developing cities.

- The objective of traffic management is seen as improving the flow of vehicles, not the flow of people. This conception is shown for example in the great interest being shown in recent ITS applications which make cars even more attractive relative to other modes.
- Spending scarce development funds on road-building and other car-oriented facilities such as parking is called ‘investment’; spending on public transport is called ‘subsidy’.

Flowing from these attitudes is lack of awareness of one of the central needs for moving toward sustainable transport futures in developing cities: restricting the use of the private car.

Given this lack of access to information, the first stage of a campaign might be aimed at informing; raising awareness about basic ideas of sustainable transport.

Stage 2: Empowering

After progress has been made toward basic awareness raising and informing—perhaps 6 months after the campaign begins—the campaign should move into a second stage, where detailed solutions are proposed and promoted.

Stage 3: Action

Finally, perhaps one or two years after the campaign launch, the campaign can move into an action phase, where the emphasis is on the implementation of measures, monitoring, and fine-tuning the results, and raising awareness with the local community affected by the measures implemented (*e.g.*, people living near a new bicycle path).

Target audience

Policy-makers and the media

In a low budget campaign the target audience must be strictly defined and limited, as funds will not be available for reaching a “mass” audience. Even where a relatively large budget is involved, such as with the development of the Dutch Bicycle Master Plan, it is important to focus on the key target groups, and generally not to put too many resources into trying to reach the ‘general public’. For example, it will be more productive to target activities at teachers, rather than to make presentations directly



Fig. 21

Campaign partners provide free drinks at the Surabaya Car Free Day.

Karl Fjellstrom, Apr. 2001

to school children, as the teachers can then act as ‘multipliers’.

The key target groups for awareness-raising about sustainable urban transport will be *policy makers* (primarily the city government and city council), and intermediate groups. The most important intermediate group is the *media*; other important intermediaries or “multipliers” include community opinion leaders and teachers.

Key stakeholders depending on the topic

Other main target groups will be the local stakeholders and should be listed according to the policy area concerned. For example, when the campaign is dealing with pedicabs, a key target group will be the city pedicab association, and NGOs active in that area. For inspection & maintenance, a key target group will include the local workshops and possibly a business association active in that area, and so on.

Develop a detailed understanding of the target group

Each key target group should be elaborated in as much detail as possible. For example, the “city council” should not be listed as a target group but should rather be broken down into sub-groups such as the different Commissions. Within the most important commissions, break it down further if possible, listing the name and contact details of the key individuals. The more detailed the description of the target groups, the better activities can be targeted. As mentioned,

Box 5: Ideas for activities

<http://www.earthday.net> is an excellent database providing both pictures and descriptions of Earth Day events around the world. This Website is notable for its focus on events held in developing countries in all regions.

Apart from this Website, a list of resource materials at the end of this module also provides many ideas for activities as well as support for practical aspects related to their implementation.

Bicycle film festivals

Cities such as Brisbane and New York have recently carried out film festivals promoting bicycles.

The Film Festival in New York featured Pee Wee's Big Adventure, A Sunday in Hell, Beijing Bicycle, and The Bicycle Thief.

Brisbane held open-air bicycle film screenings as part of a series of bicycle promotion activities throughout October 2001, which included free bicycle workshops, a 'ride des femmes', a ride-to-work day, a fun ride, and other activities.



a good example of a detailed consideration of the key target groups is Clear the Air in Hong Kong (Figure 1). This exercise is similar to the stakeholder analysis presented previously.

Campaign partners

It is essential to draw up a list of potential campaign partners who will support implementation of the campaign both financially and in other ways (see Figure 21). Each activity should include active support from campaign partners. If support is not forthcoming from partners, the activity should probably be cancelled. Responsibility for initiating contact with potential partners can be allocated within the Working Group.

Activities

Low cost activities

There are a wide range of low cost ways of getting the campaign messages across.

- briefings & fact sheets;



Fig. 22

- campaign Website;
- print materials (flyers, posters, newsletter, etc.);
- press releases, press conferences, and press training sessions;
- meetings & focused presentations, and seminars & workshops;
- displays & exhibitions;
- radio talk shows;
- festivals & events, such as Car Free Days, Ride-to-Work days.

<http://www.ecoplan.org>, linked with <http://uncfd.org>, has resources for campaigns. <http://www.ecoplan.org>

Each of these activities can be 'scaled' according to the available budget.

Schedule of activities

The implementation plan should include a preliminary schedule of activities for the coming few months, updated regularly. The main items of the schedule could be:

- activity name (e.g., radio talk show slot);
- frequency (e.g., every month, for 6 months);
- leader of the activity;
- partners;
- media involved;
- target group(s).

Table of costs and contributions

A breakdown of costs for each activity should be provided, including cost components (not just cash but also 'in-kind'), and which costs are borne by which organisations and partners. Only activities which receive support from partners—including funding support—should be considered. This will help conserve scarce funds, generate involvement and commitment of others (e.g., sponsors), and help ensure that

Box 6: Manila's Tour of the Fireflies

"MoBiLeS: More Bikes Less Smog" Report*

* Excerpt from full report posted to the CAI-Asia discussion list


Earth Day Eve, April 21, 2002: The Firefly Brigade's annual activity held on this day was the Tour of the Fireflies that seeks to heighten awareness of the dismal air condition in the metropolis. A 50-km tour of seven municipalities in Metro Manila, this year's edition started at the University of the Philippines at Quezon City.

In terms of participation, this year's tour is the biggest since it started in 1999. There was around 700 registered riders, and a total of 1400 – 2100 riders overall; a figure consistent with media and police estimates. This can be attributed to an unprecedented media blitz in print and television through partnerships with The Philippine Daily Inquirer and Bantay Kalikasan. Other sponsors that helped in disseminating information and registration are Cravings, Bisikleta Atbp, Bicycle Works, Joven Bicycle Shop, The Bike Room, Roosevelt Bicycle Center and Extreme Bike Shop. At intersections the mass of riders blocked traffic for an average 30 minutes. Needless to say, this spectacle had people pouring out of their homes.

The Tour passed through a representative sample of Metro Manila's streets. Smooth multi-lane concrete highways served as a counterpoint to narrow, labyrinthine, pot-holed side streets. This experience opens participants' minds to the need to maintain these roads, use quality materials in the first place, and encourage bicycles to lessen the volume of traffic which rips up the roads. The knowledge of alternate routes was also presented.

"I can't believe I'm here in Manila, all the way from UP!", an excited participant declared at Quirino Grandstand, the Tour's halfway point. His previous longest ride was but a few kilometers pedaled at the car-less oval in UP on Sundays. Yet there he was, 25 kilometers already ridden, pumped up and ready to tackle the rest of the route. Suddenly biking to work didn't seem a strange and remote concept; it was within reach.

The deliberate pace of the Tour is geared towards that of maintaining a comfortable speed within the abilities of the beginner cyclist. Even children had a grand time. At an average of 17 km/hr, almost everyone can keep up with the pack. With this partnership, beginners are launched into the world of cycling as their enthusiasm and confidence are heightened. Now, numerous beginner cyclists, some of whom had never ridden beyond 5 kilometres early in the year, join the weekly Firefly Brigade rides which



typically run for at least 40 km per ride. The tribe is increasing.

This year's Tour has seen the emergence of an organized Marshal group. A total of 45 Tour Marshals have trained for weeks prior to the Tour. They have been divided into 4 groups with specialized duties. There are marshals that clear the way, pace the group, protect the team at the periphery, and sweep the lagging riders. Backing up the marshals was a team of two ambulances (Fire Protection & Emergency Assistance Group) and several support vehicles, courtesy of the Tour sponsors (the main support vehicle was provided by Bicycle Works) and private individuals. A much needed water station was established by Uniglobe/Camelbak at the halfway and end points of the Tour. They also provided the orange vests that identified the marshals.

The Tour of the Fireflies ended at Marikina Riverbanks with a flourish. There was an epidemic of high fives, hugs, handshakes, smiles and welcome kisses as friends who got separated during the ride finally met up. The most heard question was "Why does this happen only once a year?" At the ensuing program, awards provided by the Tour sponsors were given to deserving riders. Though sapped by the effort and intense heat of the summer sun, many of the riders, empowered by the experience, were already looking forward to the next Tour of the Fireflies, which promises to be even bigger.

the campaign focuses on activities which are important to the local stakeholders.

Description of each activity

Each proposed activity should be briefly described (one to two pages), including:

- **General description:** A few sentences describing the main features of the event.
- **Objectives of the activity:** Specific objectives for the activity. These should tie in with the overall campaign objectives.
- **Target group(s):** It must be explained how the activity will influence the target group of urban transport decision-makers. This will serve as the major justification for holding the activity.
- **Date and location**
- **Main components:** A breakdown of the activity components and their sequence.
- **Lead organisation**
- **Partners:** (A list of partners who are committed to supporting the activity.)
- **Preparation steps:** (A brief list of major steps.)

Evaluation

Every activity should be followed by a brief written evaluation. The evaluation should describe implementation and assess how effective the activity was in reaching the target audience.

Ideally this evaluation would be carried out by an independent observer, but where this is not possible (due to funding limitations) or practical (because of the small scale of a particular activity), the evaluation can be in the form of a half-yearly “campaign implementation report”. For an example of such a report, see the *Campaign Implementation Report* at <http://www.sutp.org>.

“One third of a quoted company’s market value lies in its reputation.”

PwC Sounding Board, Jan. 2000, quoted in *Sustainable Mobility: A global effort by global business*, Arve Thorvik, WBCSD, Sept. 2002

Evaluation, often overlooked, can help efforts to gather funding for an ongoing campaign. Conducting a thorough evaluation of the communications effort includes gathering quantitative as well as qualitative information.

- How many people did we reach with our email newsletter? (quantitative)

- Did our message have the effect we hoped it would on those people? (qualitative)

Technology has made quantitative data less expensive and easier to collect. Web hosting services can record the number of visits to a Website and other data about how a site is used. It is easy to count how many email addresses were collected in a month or how many newsletters were sent out. More complex information—e.g., what action did members take after reading the newsletter?—can help determine if the communications strategy is supporting the campaign mission. This kind of information is not only harder to obtain, but can be significantly more expensive. The Benton Foundation (<http://www.benton.org/Practice/Toolkit/evaluation.html>) provides the following useful list of tools and resources on evaluation.

- *Outcome Measurement In Nonprofit Organizations: Current Practices and Recommendations* (<http://www.independentsector.org/programs/research/outcomes.pdf>). With many city level campaigns feeling the pressure to measure and report the success of projects to funders, the report, *Outcome Measurement In Nonprofit Organizations: Current Practices and Recommendations*, offers key findings and recommendations on the current state of nonprofit outcome measurement and how to collect and analyse outcomes.

“The challenge is not technology. The challenge is to build public awareness and political will.”

Sunita Narain, Centre for Science and the Environment (CSE) India, IEA Clean City Vehicles Workshop, Paris, 24 Sept. 2002

- *Evaluating Your Outreach Efforts* (<http://www.benton.org/MTM/Pages/ten.html>). This excerpt from a Benton Foundation publication, “Making Television Matter,” outlines why you should evaluate a media project and lists several guidelines for evaluation, including how to hire an outside evaluator and how to conduct one in-house.
- *InnoNet’s Workstation for Innovative Nonprofits* (<http://www.innonet.org>). This free, online tool can help with building program and evaluation plans, as well as with preparing fundraising proposals and budgets for a campaign.

Public awareness and Indonesian fuel prices

Since a currency devaluation in 1997 saw the local currency lose 80% of its value, Indonesia’s fuel prices have been amongst the lowest in the world.

The ongoing, massive fuel subsidy was highly regressive but this was poorly understood by the public. Efforts to raise the fuel price in May 1998 led to huge public protestes and played a part in former president Suharto’s downfall later that month.

The government persisted with efforts to raise public awareness about the regressive fuel subsidy, and this TV-led awareness campaign eventually helped enable relatively smooth implementation of petrol price rises of more than 50% over less than a year up to May 2002 (see table below).

Date	Price** Rp/L
May 1998	1000
Oct 2000	1150
Jun 2001	1450
Mar 2002	1550
Apr 2002	1600
May 2002	1750
June 2002	1750
July 2002	1750

+ Premium gasoline

* (Over this period the value of the Rupiah has fluctuated between around 8,500 to 9,500 per 1 Euro)

**Box 7: No DIESEL without filter:
A campaign in Germany**

Information is courtesy of Dr. Axel Friedrich, Umweltbundesamt

In Germany an informal coalition of well informed interest groups, supported by key government agencies and other partners, was in late 2002 able to implement an enormously successful, carefully targetted public awareness campaign promoting the use of diesel particulate filters in passenger cars. Diesel particulate filters can reduce particle emissions by more than 99% and greatly reduce cancer risk. Within a matter of weeks almost everyone in Germany had heard of DPFs. Meanwhile nearly all manufactures are offering vehicles with diesel particulate filters, since the German Government is planning to implement incentives for vehicles equipped with DPFs. This would also apply to vehicles being retrofitted with DPFs.

The campaign started with a press release issued on 25th November 2002 by a variety of organisations.



BREATHING endangers your health



Images courtesy of Dr. Axel Friedrich, Umweltbundesamt, from presentation "New Developments in Europe in Diesel Emission Standards and Their Impact on Engine and After Treatment Technologies and Their Relevance for Asia", delivered at the Better Air Quality 2003 conference in Manila, December 2003.

Greenpeace Germany demonstrations

Some images of the innovative and often spectacular activities in this highly successful campaign.



▲ Emotional appeal...

▲ A giant hologram (top) is projected onto the head office of one of Germany's leading car-makers.

6. Working with the media*

* Sections 6.3 onwards adapted from BUG 1998

6.1 A word about media in public awareness

Media is one of the most powerful channels that can be used in favour of a public awareness activity on sustainable transport. However, some issues should be taken into account when developing a complete strategy. Some of them are outlined below.

6.2 Mass media

First of all, it has been shown clearly that mass media is not effective in actual change of behaviour. However, it is interesting to note that it can be used as a means to increase awareness in people from the first and second group described above (precontemplation and contemplation), since they have little or no idea of sustainable transport and are not in contact with the transport sector or any sustainable mode of transport. In that sense, a mass media campaign would be useful, but it has to be clear that a great deal of the budget could be lost in this low impact activity, and could be used in other, more focalized means of communicating an idea. For example, a TV spot where a person is shown to ride a bicycle can be effective in terms of making people aware of the possibility of riding that vehicle, but it will be difficult for that to evolve into the action of taking a bicycle and riding it every day to work.

6.3 Seminars and events

Seminars and similar events are other forms of diffusing messages but they have the characteristic that they are focused on a particular audience and the messages they transmit are more specific. Thus, it is a good way to transmit information to a relatively specialized group of people.

6.4 Small scale (focused) media

Media that is focused on specific audiences has a higher effectiveness in terms of change of behaviour and can be less expensive than a mass media campaign. It can be used as a means of spreading ideas and promoting specific

behaviour change, while focusing on particular sectors of the population. For example, developing activities to address the persuasive factor in people from the contemplation stage may be very effective if it is followed by a bicycle ride afterwards. These types of activities may be more useful for promoting sustainable transport.

6.5 Visual tools

Visual media is a very powerful tool when trying to convey a message. As can be seen from

Box 8: Mobilising opinion & resources: some advice from www.uncfd.org

Tips from a Car Free Day Website

Using more practical and less "academic" approaches to knowledge-building, communicating, and mobilising opinion and resources will involve:

1. Using images, photographs, photo essays, film, architectural renderings, video scenarios, cartoons, posters, drawings, "before and after".
2. Creative, probing use of polls, surveys, feedback monitoring schemes which improve awareness of the diversity of needs and views.
3. Creative use of small samples (cheaper, faster and sometimes even more accurate).
4. Imaginative linking of quantitative analysis with more vivid information concerning the real impacts on individuals, families, firms & communities.
5. "Day in the life of ..." profiles, scenarios, stories, and other "literary" treatments.
6. Games, educational and others, using a wide variety of media. Competitions to elicit broader, more vigorous and imaginative participation.
7. Involving children both in the collective learning experience and in solution processes.
8. Use of the school system as a resource, to carry out surveys, mini-studies, demonstrations, parent education and activism on these issues.
9. Electronic bulletin boards, networking, conferencing, new group work techniques.
10. Use of simulations, artificial intelligence, etc., to encourage depiction, emergence, and collective consideration of solutions.
11. Process-oriented projects involving the semi-structured use of brainstorming sessions, roundtables, confrontations of opposing points of view; oriented to attain specific objectives.
12. Cross-project & foreign support by policy gurus, networks, public interest groups.



Fig. 23
Photographs represent a great visual aid to make something understood. This picture of TransJakarta clearly resembles how a mass transit system can be less congested than car-based transport, while it can move more people.
 Source: ITDP

the *Sourcebook* modules and all GTZ-related material, there is a very high stress on showing examples with pictures, since visual information is better processed, stored, and understood. Also, it has a greater power of evocation and it condenses a high amount of information (and persuasive messages). In this case, it is useful to show people how a (public) space could be seen after a proposed intervention. This is actually very useful when there are projects for public space renovation that can take several months to complete, and some people are skeptical about the proposed changes and need visual information to understand what they are being proposed. There are various ways to use visual media that are described briefly below.

Fig. 24
Consultants from Lima developed this drawing when designing the new bikeways for the city in 2003.
 Source: FONAM Perú



6.5.1 Drawings of future situations

Drawings can be used as a way of showing a future situation. The power of this tool is that it

is possible to present a situation that is very different from the current one. Figures 24 and 25 show drawings of a cycleway in Lima and Silom Square in Bangkok, which were developed to show how an existing place that most people knew could be completely transformed.

6.5.2 3d-models

3d-models are the next step in how to convey a future and non-existent situation into something that people can understand easier. 3d-imaging software can be used to show people how an area would look in its three dimensions, rather than a drawn approximation such as the one shown above. However, this also carries a considerable expense and needs much time and dedication from a specialist.

6.5.3 Photos of before and after

Another way of showing people how a public space could be transformed is showing the change in an existing place. Figure 27 shows how Seoul was transformed through its Cheonggyecheon public space restoration project. Also, Bogotá officials were very careful when photographing areas that were full of parking spaces before an intervention, and took the same photographs after all interventions. These pictures were later shown to citizens to see how space had been transformed. They are also used to show other people how a space changes in appearance by implementing sustainable transport projects.




Fig. 25
In a study developed by GTZ in Bangkok, city officials drew a future Siam Square.
 Source: GTZ-BMA



Fig. 26a, b, c
The Institute for Urban Development in Bogotá developed these pictures to show citizens from a neighborhood how it would look after the implementation of a public space renovation project.

Source: IDU–Bogotá

6.5.4 Videos

Videos are similar to 3d–models in the sense that they can show how a space can be renovated, while showing other places’ experience. However, they can also be used as tools for showing documentaries on transport situations, people’s experience and other information

regarding sustainable transport. GTZ SUTP has developed a video showing the situation in Jakarta’s transport and how people perceive it. It is available from sutp@sutp.org.

6.5.5 Going there: the visit

The ultimate tool to convince a policymaker to transform his or her transportation policy is to take him to a sustainable transport best practice. In the case of Bogotá, around one thousand policymakers from around the world have travelled there to see the public space transformation, the TransMilenio system and the bikeways, while they are given conferences and taken on rides around the systems. This, of course, is a very high-cost activity that is to be

Fig. 27a, b
Seoul’s restoration project was carefully surveyed, as is shown in this set of pictures from the same place along the Cheonggyecheon River.

Source: SDIK



Fig. 28

Western Cape delegation visited Bogotá, rode TransMilenio, bikeways and Sunday car free in November, 2002.

Source: Lloyd Wright



done in the case of having a considerable budget and when the target audience are policymakers. Perhaps the most powerful and cost effective means of reaching key target audiences in developing cities is through the news media.

“There is a sort of ‘Rule of Three’ that applies to getting someone to act on a cause you believe in. If they hear about it once, they may ignore it. If they hear about it from another source, they may stop and think. If they hear about it one more time, they may actually do something. Our goal should be to figure out as many ways as possible to reach our target audience.”

Chris DeCardy, Environmental Media Services quoted in Fenton Communication, 2001

6.6 The press release

The most basic approach to using the media is to distribute press releases announcing some newsworthy item involving sustainable urban transport, or something the city government has done in this area. These items could be an event (e.g., a bike ride involving city councillors), the publication of a new study or report (e.g., about

air pollution in your city), or the recent installation of bicycle parking rails at the city government offices. Press releases may be distributed before an event, inviting the press to come, and immediately afterwards for reporters unable to attend. Direct contact is more important than written press releases. Campaign organisers can call media staff directly to alert them to an item, or better still, to seek an interview with a journalist.

Preparing a press release

Press releases give the campaign group a good chance of getting coverage in the local papers. A well written press release stands a chance of getting into a newspaper word for word. Chances of getting coverage are much better if it arranges the release in a format acceptable to the editor or journalist.

The following tips will result in a well set out press release:

- Use an interesting headline for the release.
- Make sure the press release includes the facts (who, what, where, when, and how of what is happening) in the first couple of lines, with the most important point at the beginning.
- Keep sentences short. Avoid abbreviations and jargon.
- Ensure that the spokesperson for the group places a quote in the release.

Other points to keep in mind include:

- Send press releases to named journalists if possible and to the News Editor.

- Try to build long-term relationships and work with supportive journalists
- Follow up with a phone call checking whether they ‘need more information’.
- Be aware of the audience and draw out the significance of the news to them.
- Circulate releases widely—use as many media outlets as possible.
- Time news releases carefully; don’t announce your event on Budget Day.
- Only release important stories and events.
- ***Stress the human interest angle.*** Explain how the issue affects real people. Use personal stories to get the message across.
- ***Demonstrate local support for the issue.*** Quote or use as a spokesperson someone of local prominence in the community.
- ***Be credible.*** Be sure your sources are reliable and that the information is correct.
- ***Be creative.*** Try the unexpected, the original and the colourful. If the campaign wants to be heard, it is important to get peoples’ attention.

“This is not a protest. Repeat. This is not a protest. This is some kind of artistic expression. Over.”

A call that went out on Metro Toronto police radios on May 16, 1998, the date of the first Global Street Party. Naomi Klein, No Logo, Flamingo, 2001

6.7 Public events and press events

The awareness campaign can stage an attention-getting event, or some creative activity that will attract crowds and bring visibility to the issue. For example, many bicycle advocacy groups around the world have organised a “commuter race to work” utilising different modes including car, bike, bus, walking, and the train. A ‘race’ on a typical 5 km route in a busy city will usually result in a win for the bike. Another example is a “City Councillors Ride”, where city councillors are invited to participate in a bike ride to the parliament, or a city government ride ending at the government offices. These types of events make good ‘photo stories’. Let the press know about the event, in a format similar to the Press Release. Announce what is taking place, who is involved, exactly where and when the event will take place, and the route of the ride.

6.8 Practical media tips

- ***Make sure the information is timely.*** Initiate stories when the issue is most relevant. Relate sustainable transport issues to a news story in the local community.
- ***Localise the issue.*** Use local examples and statistics if possible when presenting the issue instead of, or in addition to, broad national statistics. Explain how the issue affects the local community.

6.9 Writing a letter to the editor

A Letter to the Editor of the local newspaper can raise new issues, respond to current issues or respond to the letters of others.

- Be brief. Get to the point in the first paragraph.
- Avoid ‘point scoring’.
- Don’t try to force in too much information.
- Try to respond to previous articles or letters within 48 hours.

6.10 Giving a good interview to a journalist

When being interviewed by a journalist it is important that the presentation of the campaign group member is good and the campaign message is clearly brought across.

- Find out why they want to interview you, how long it will last and what questions they are going to ask.
- Rehearse the important points beforehand with someone taking the role of the interviewer.
- If you can’t find out the questions, try to anticipate them and have answers ready.
- Reiterate the main point in different ways.
- Use notes of any facts you want to quote.
- You don’t have to answer every question; side-step questions and keep making your point.
- Don’t be drawn into conflicts; remain positive and calm.
- Give the journalist written notes with the main points, to minimise the risk of errors.
- If on TV, dress appropriately.
- Radio stations often interview on the phone—make sure you’re ready at the arranged time and that there is no background noise.

Commuter competitions

It is important to encourage people to experiment with cycling. Especially in a city where recent steps have been taken to improve infrastructure and provide incentives for cycling, getting people to switch from cars to bicycles is often simply a matter of getting them to try bicycling. Once people try it, they realise the benefits.

Raising awareness, and changing habits ...

A commuter competition is one kind of activity that can help change people's perceptions of bicycling and eventually lead to changing habits. It can be held during rush hour in the city centre to demonstrate that the bicycle is usually the fastest transport option in an even partially congested setting.

Competition participants can include political leaders, athletes, and other celebrities. A competition held in Cambridge, USA had the following results.

Mode	Time(mins)
Bicycle	13.6
Bus	20.2
Car	30.4

7. Advocacy through a Bicycle User Group (BUG)*

* Adapted from Transport Bikewest and the Bicycle Transportation Alliance, Bicycle User Group Manual, 1998

7.1 What is a Bicycle User Group?

A Bicycle User Group or BUG is an organisation set up by cyclists whose aim it is to improve cycling conditions in their local area. BUGs are usually made up of local cyclists who enjoy bicycle riding for transport or for recreation purposes. Different members will bring different skills to the group; they may be professionals, students, officials, or others, united in a common desire to promote cycling.

BUGs vary in size and purpose. They may meet on a regular basis to work out strategies to improve cycling in their community, in their building, or on their university campus. Some organise Bike to Work days or other activities with work colleagues. BUGs also are involved in transport planning and work for beneficial physical changes as well as policy changes.

“Different members will bring different skills to the group.”

The role of a BUG

BUGs encourage local government to provide better facilities and safer routes for commuter cyclists, for children riding to school and for recreational cyclists. It is common for BUGs to provide detailed recommendations to the city government on how to improve facilities, and to be involved with implementing measures. An excellent example of an active BUG is the Urban Cyclists' Association (ACU) of Buenos Aires, which has conducted rallies, seminars, forums, and special events, carries out three weekly social rides (two in the evening during the week, another every Sunday), issues a newsletter, and a bicycle manual, makes presentations at schools, conducts studies on issues such as bicycle parking and integration with commuter rail, and provides detailed recommendations to the municipal government; all based on membership fees and occasional fundraising events or paid tasks, and with virtually no outside funding support. Since the economic crisis in Argentina, ACU promotes cycling not

as ‘recreational’ or ‘green’, but as a way of reducing the transport burden on the urban poor.

The major emphasis of a city-level BUG is to focus bicycle advocacy at a local level and to bring the discussion down to detailed proposals. In this context however the roles of BUGs are many and varied. They are able to:

- provide a forum for cyclists to meet, discuss local bicycle issues, and hold social events;
- work with the city government to improve cycling conditions;
- assist others (neighbours, friends, work colleagues, campus friends) to start cycling;
- arrange and participate in social rides in their city, local festivals, and community events (see Box: Tour of the Fireflies, page 22).

Box 9: What BUGs can do

There are many activities that BUGs get involved in, all of which contribute to a better cycling environment. BUGs can:

- Advocate the adoption of a local bicycle plan. Bicycle plans are still rare in developing cities.
- Provide input to councils, businesses and institutions to determine appropriate locations (and type) of bicycle parking facilities by undertaking bike rider surveys.
- Help to change attitudes towards cycling, eg. by talking with local government officials.
- Request better end-of-trip facilities in business and work places (eg. parking, lockers, showers).
- Advocate the creation of bike lanes.
- Advocate increased accessibility for cyclists to trains and buses and secure parking facilities at bus and train stations.
- Encourage bicycle education in schools, and assist schools to conduct cycling awareness and education events.
- Write to magazines and newspapers, and possibly develop their own newsletter.
- Establish a Website.
- Attend public bicycle exhibitions and special events and set up display boards.
- Organise regular rides and informal social functions for members and the public. The ACU in Buenos Aires for example has a Children's Ride once each month in addition to the regular weekly rides.
- Invite councillors and officials to meetings.
- Establish contacts with local bike shops. There are good places to leave promotional material to generate membership.

7.2 Forming and maintaining a Bicycle User Group

The key to successful advocacy is organisation. The combined voices of a number of people is more effective than individuals labouring by themselves. Working with others to achieve a common goal is also more enjoyable and rewarding.

There are many ways to contact local cyclists and others who may become members. BUG members may phone, write a letter, make a personal visit or even reach out to potential members via newspaper advertisements, internal bulletins or newsletters, and radio talk shows.

“Stapling or taping a flyer on parked bikes is a very effective method of reaching cyclists.”

Composing a leaflet or flyer is a good way to get the message out. It should include details such as the purpose of the BUG, background information about the importance of cycling for a sustainable transport system, particular cycling improvements which are needed, main activities, membership processes, meeting times, and locations, and full contact details (Figure 29).

Forming a strategy for the BUG launch

Careful planning is needed to ensure initial involvement and ongoing support. A formula that has been successful for other BUGs has been:

- a small initial meeting with key supporters (the ‘core’ group meeting, similar to the Working Group concept described previously);
- a public meeting with many members of the community attending;
- a ‘follow-up’ meeting with interested attendees from the ‘core’ group and the public meeting;
- ongoing BUG meetings.

The initial meeting—the ‘core’ group

The first meeting to set up the BUG would be small, with only a handful of known advocates. Prior contact should be made with known cycling advocates. Send out material and follow up with a phone call asking for local concerns and issues and inviting them to the meeting. Send out the meeting agenda prior to the meeting.

The public meeting

The second meeting would be much larger, a public meeting, where advertising is done to attract as many interested cyclists as possible. Members of the core group can spread the word about the upcoming public meeting. (See below “Getting People to the Public Meeting”). The purpose of the public meeting is to draw in other interested cyclists and find out what the local issues are. A public meeting will give the BUG more credibility when negotiating with the local council and other authorities.

The follow-up meeting

The third meeting would be the first ‘real’ meeting of the BUG, which involves those who attended the original (‘core group’) meeting, plus others who are attracted to the BUG as a result of the public meeting.

The regular BUG meetings will concentrate on prioritising the issues raised by the community, working out strategies for getting things done, sharing success stories, planning rides, or other activities to keep members interested and active.

Getting people to the public meeting

- Prepare a flyer for widespread distribution.
- People from the initial ‘core’ group meeting can hand flyers to cyclists when they meet them at shopping centres, riding along roads, at leisure centres, libraries, and on campus. Stapling or taping a flyer on parked bikes is a very effective method of reaching cyclists.

Doing the government’s work for them

Government officials may be particularly appreciative if the BUG can do their work for them, by submitting detailed and feasible proposals based on surveys and ‘rapid assessment’ studies conducted by the BUG.

Fig. 29
A Buenos Aires Urban Cyclist Association member places a leaflet on a car parked in a bike lane, pointing out that parking is prohibited. The back of the leaflet contains basic information and contact details for the Association.

Karl Fjellstrom, Mar. 2002



- Prepare enlargements of the flyer for display at local bike shops, notice boards of the local community & recreation centres, supermarkets, university, and school noticeboards, and places of worship.
- Speak to the owners/staff of local bike shops, as they may help set up the BUG, or at least become a member. They may have a mailing list of customers which they could provide.
- Notify principals of schools in the area.
- Insert notice in “community events” column of city newspapers.
- Make arrangements for a photo/story in local newspaper (provide Press Release and suitable photo(s) to journalist—see below: Communicating with the Media).
- Insert notice in school and campus newsletters.
- Spread information by word of mouth—neighbours, friends, relatives.

Fig. 30
Members of the Buenos Aires Urban Cyclist Association discuss strategy at a regular meeting. The Association maintains close relations with the Public Works & Services Office, where the head of the Association works. This relationship has helped them achieve implementation of several measures to improve conditions for cyclists in Buenos Aires.

Karl Fjellstrom, Mar. 2002



“Each person should walk away from the meeting with a task to complete by the next meeting.”

Meeting agenda, contact details, and delegation of tasks

At each of the meetings of the BUG be sure to get the names and contact details of people attending. A meeting agenda is important, with a list of items to be covered. Discussion should be kept tight and to the point.

It may also be useful to rotate responsibility for facilitator, note-taker, and time-keeper of each meeting.

It is important to share the workload. Each person should walk away from the meeting with

a task to complete by the next meeting. The group will then feel a sense of involvement.

7.3 Liaising with city government City governments and cycling

City and local governments in developing cities are responsible for traffic management and wider transport planning, and they have a major influence over the provision and maintenance of bicycle facilities in the city. It is very important that the BUG familiarise itself with the many different agencies (Transport, Parks & Gardens, Public Works, City Planning, Environment, Health, Tourism), and their areas of responsibility. It is important that the BUG develop contacts and working relationships with officials in these agencies (Figure 30).

When liaising with the city government and also the city council, the BUG should aim for:

- **Policy commitment** – a commitment to ‘think bike’ in transport planning can improve conditions at no extra cost.
- **Recognition** – that cycling is a major part of the solution to problems caused by too many cars, not just an added extra.
- **Planning** – to have cycling clearly supported and provided for in city planning schemes, plans, subdivisions, and developments.
- **Participation** – regular meetings with officers, interested councillors, and other groups to maintain communication and to hold discussions in a ‘round table’ setting.
- **Cycle counts** – surveys establishing the real rate of cycle use and demand in the area.
- **Cycling Officer** – the appointment of a cycling officer as a point of contact and responsibility can be very useful.
- **Budget** – a commitment to spending on cycling schemes is crucial.

“Several letters from different people can indicate a wider level of public concern.”

- **Targets** – getting the council to publicly set a target for increased cycle use (by a given date). This makes a good publicity opportunity and allows the BUG to push for further facilities and spending.

- **Bicycle parking** – at schools, markets, and shopping areas, and places of worship. Bike parking is quick to install, cheap, symbolic, and important in encouraging bicycle use.
- **Public commitments** – ultimately work to get public commitments from councils—a small promise made public is as important as private hints of larger concessions which never materialise.

Liaison with city councillors

City Councillors value public opinion. The most useful councillor is one who cycles and understands that cycling has a role to play in serving the local community and environment. Some tips for communicating with councillors:

- Inform them—put them on the BUG’s mailing list, invite them to public meetings.
- Write to them outlining the case for cycling and the BUG’s objectives for promoting it.
- Ask for their support and/or comments. Letters (not identical) from different people can indicate a wider level of public concern.
- Invite them to take part in special events and photo opportunities (Figures 31 and 32).
- Most councillors are extremely busy, so information for them should be concise.
- Brief them regularly and accurately; establish the BUG as a reliable source of information.
- Be prepared to explain the issues and tackle misconceptions. Some councillors will have an interest in cycling and may argue the case before Council and committee meetings.

7.4 Involving the public

Involving the general public is important for the BUG, and might include:

- hosting events such as a “bike to work breakfast”;
- volunteering to provide secure bike parking at an event;
- bicycle maintenance clinics;
- displays at shopping malls, and local markets and campuses;
- letters to the editor;
- surveys and small studies;
- partnering with the private sector;
- networking with other organisations. Transit advocacy groups could for example be considered natural allies of a BUG.



▲ Fig. 31
Mayor Antanus Mockus of Bogotá (right) promotes bicycling in February 2002 on one of Bogotá’s new cycle routes. This kind of activity also brings the mayor into closer contact with citizens.

Karl Fjellstrom, Feb. 2002



Fig. 32
The Head of the Surabaya City Council and leading officials take part in a Car Free Day held in Surabaya on 30 May 2002.

Karl Fjellstrom, May 2002

Box 10: Ciclo Rede: Raising awareness about cycling in Sao Paulo

Source: Andreas Marker, Andreas Nieters, Projeto ProGAU - Gestão Ambiental Urbana, 2002

The “Ciclo Rede” project is a recent initiative of the São Paulo Municipality together with GTZ to promote the use of bicycles as an alternative mode of transport in the São Paulo City area.

Research has shown that in this city of 10 million inhabitants, nearly 10 million short distance trips are made daily by pedestrians, indicating potential for the use of bicycles.

Methodological approach

The “Ciclo Rede” guide contains a map of bicycle routes forming a network in an area of about 40 square kilometres in the north-western part of the city.



The routes are traced essentially on secondary roads and are mapped according to the following criteria:

- Relatively less car traffic compared to other roads,
- Abundance of trees and shade protection from the sun,
- Scenic routes,
- Small or no inclination,
- Most direct, straight connections between main urban points such as public institutions, commercial and cultural centers, and parks.

The map guide, of which 40,000 copies were distributed, contains safety hints and tips for urban bikers, such as addresses of bike shops and cyclist NGOs.

The strong point of this initiative is the fact that it was implemented by experienced “urban bikers”, in cooperation with the municipal Secretary of the Environment. Thus it represents a realistic conception of the possibilities of bicycle use in São Paulo, supported by several NGOs. Upon publication it received considerable attention by the local media and residents.

GTZ provided impetus for the idea, and financed mapping the routes by contracting experienced bikers. The editing, publication and distribution of the guide, and promotional events, were sponsored by private companies together with the municipality.

As a follow-up measure, a new “Ciclo Rede” was introduced by the municipality in the historic



A detail from the map

center of São Paulo, giving continuation to the initiative.

Implementation

Although some steps towards sustainability have been taken, “Ciclo Rede” is presently not officially supported by the local government (City Secretary of Transport). Without adequate signposting and construction of special bike routes in crucial stretches of the network, it lacks attractiveness for the “newcomer” or casual biker and will be restricted to a rather small and experienced group of “professional bikers”.

Other municipalities have shown interest in adapting the concept, suggesting that the goal of creating more awareness of urban transport and environmental issues has been achieved by “Ciclo Rede”.

8. Car Free Days & events*

* This section is adapted from a report by Eric Britton of EcoPlan International, Thursday: Breakthrough Strategies for Reducing Car-Dependence in Cities, The Commons, Paris, 2002.

8.1 Breaking the ice

Our *Sourcebook* contains a complete module on Car-free Development by Lloyd Wright (Module 3e: *Car Free Development*). However, car-free days are a very interesting idea to promote sustainable transport. Thus, this section extends on the idea, development and evaluation of a Car Free Day (CFD); one way for a city, town or neighbourhood to begin to revise attitudes towards their transport system. The keys to the approach are broad public participation, meticulous preparation, careful negotiation, technical preparations, deployment, performance monitoring, reflection, and negotiated follow-up and extension.

“A Car Free Day is a proposal for a city, neighbourhood or group to spend one carefully prepared day without cars. To study and observe closely what exactly goes on during that day. And then to reflect publicly on the lessons of this experience and what might be done next.”

Eric Britton, Thursday: Breakthrough Strategies for Reducing Car-Dependence in Cities, Paris, 2002

The best way for any city or region to deal with worsening congestion and air pollution and the range of associated issues is by mounting a broadly supported, long-range program of the sort advocated in this *Sourcebook* (see e.g., Module 1a: *Urban Transport and Development Policy*). But what happens in cities where the mandate for change has not yet received a high level of support; the great majority of developing cities? Might there be simpler things that can be done to “break the ice”, to get all those concerned within the city, town or neighbourhood to move in new directions?

8.2 Treatment for addicts

You cannot meaningfully engage people addicted to cars; some form of treatment is required. This means thrusting them—and us!—into a *no-choice situation*, at least for a time. The “ice-breaking” approach that we present here is called a Car Free Day. We recommend it be carried out on a Thursday, because it is important that such a demonstration take place on a ‘normal week day’. We are trying to create a situation in which people will see their city under ‘normal’ circumstances, but in a different light.

There will be as many variants as cities, but here is one possibility of how such a project might work. On, say, the first working Thursday of May 2004 our city will undergo its first Car-less day. From 7AM to 7PM, no private cars will be allowed on the city streets. Buses, taxis, and other public transport will operate as normal. The run-up to this day will be extremely important and should involve meticulous preparatory work over at least several months involving the organizing team and a large number of organisations, institutions, local figures, media, schools, and so on. After the event, the experience can be studied, better understood, broadly discussed, and then fine-tuned for eventual next stages.

You may ask: How are all those people to get around on that day? Will life in the city come to a complete standstill? Will the existing public transport operations crack under the strain? Will stores and businesses just close their doors?

“From 7AM to 7PM, no private cars will be allowed on the city streets. Buses, taxis, and other public transport will operate as normal.”

There will be a rich array of ways of dealing with this exceptional situation. Some will take a bus or bike, others will run or walk, then there is the possibility of group rides in taxis, Park+Ride, special shuttle services, cross-school programs, teleworking, simply taking home some ‘home work’, visiting a medical facility, or spending a day with the family or friends.

8.3 The Bogotá approach

A Car Free Day is properly viewed as a collective learning experience with a view to providing the people in that place with new visions of how their city or neighbourhood could be organized. There is of course nothing new about a proposal for a car-free day. In addition to a growing number of small city centre closure projects and pedestrian zones, over the last decades there have been hundreds of cases of cities that have banned car traffic for a single day, some special event, or during some particular (usually crisis) period. What these projects have in common is that in virtually all cases they are handled as once-off exercises. Typically they are done, endured, and quickly forgotten; little effort is made to follow up or build on the experience in a systematic way. Nor are they planned for with any great precision.

The Bogotá Car Free Day project has taken a different approach. The achievement of the 24 February project has been to build on a process of careful prior study, extensive consultation, and meticulous monitoring and evaluation in order to develop an array of valuable insights and support for future policy changes.

It is easy enough to excite people to talk for a time about how nice it would be to have cities with less traffic, but much harder to make real progress in that direction. Even the occasional car free day or demonstrations, exciting though they may be for the moment, invariably accomplish little to advance these concepts into practical, daily reality. This suggests that new means must be found in order to break the policy bottleneck. These were the means developed based on the collaborative effort that was the Bogotá Car Free Day.

Cross-city collaboration—already initiated by Bogotá and other cities—may be useful in several areas:

- sharing of materials and expertise;
- development of activity checklists (*e.g.*, preparatory tasks, organisations to involve);
- tool sharing (analysis, preparation, and then later to monitor performance, shortcomings, requirements for fine-tuning, etc.);
- media kits and guidelines;
- peer support;

- networking and communications systems (cross-city, regional, national, etc., including integrated “War Rooms” for information and expertise sharing at different levels);
- eventually even cross—or collaborative financing.

8.4 Planning, monitoring, and follow-up

The monitoring and follow-up program is very important. How did you like the way your city looked on the CFD? Were there any important differences? How inconvenient was it for you to deal with it? What might be done to make it better? Answering these questions will require a process of consultation and activist planning that will bring in (just to start the list) public transport operators (public and private), taxis, police, the people who handle the traffic signal timing, schools, store owners, employers of all sizes, doctors, social service organizations and groupings, etc. In the final analysis, whatever the limitations of the experience, it will be for many an opportunity to view both their town and their own lives from a new perspective.

A poorly prepared project will – for sure! – fall flat. The choice of site will be very important. This is not the sort of thing that can be imposed by planners or central authorities. It must be a project which has the endorsement both of the community’s leaders and, in time, of the great majority of its citizens and institutions. If such an undertaking is perceived as being thrust on the city by a distant central administration, it will never succeed. A CFD project must be the result of a strong social consensus *in that place*.

From the outset the idea should be to look for ways to adapt and extend the CFD program on a continuing basis, building on experiences. Thus for example, once the result of that first CFD have been analyzed and discussed, a second project could be organized a few months later.

9. Resource materials

There are thousands of Websites promoting various aspects of sustainable urban transport through various public awareness campaigns. In addition, public awareness campaigns come and go, so no effort is made here to produce a comprehensive list of resources.

The best strategy for finding resource materials is to use the excellent sites listed below as starting points. They almost all have 'link' sections to other related sites.

General sustainable transport advocacy

- The Institute for Transport and Development Policy (<http://www.itdp.org>)
- SUSTRAN (<http://www.geocities.com/sustran-net>). Sign up for the excellent sustran-discuss online discussion forum
- GTZ's Sustainable Urban Transport Project (<http://www.sutp-asia.org>)
- The US EPA. Check the mobile sources and air section of the site (<http://www.epa.gov>)
- The ADB hosts an excellent Website with an Asian regional focus on reducing emissions through integrated transport policies: <http://adb.org/vehicle-emissions>
- Friends of the earth (UK) has a project on promoting sustainable transportation activities available from: <http://www.foe.org.uk/campaigns/transport>
- Go for Green is an advocacy organization that includes information about Safe Routes to School and "Active Transportation": <http://www.goforgreen.can>
- PORTAL (Promotion Of Results in Transport Research And Learning) has a website with a wealth of information on transport, though mostly Europe-centered. One of their topics is on Mobility Management and Travel Awareness, which is available in various languages. You may visit the following websites: English website: <http://www.eu-portal.net/material/material2.phtml?sprache=en&kt=kt7> Spanish website: <http://www.eu-portal.net/material/material2.phtml?sprache=es&kt=kt7>

Cycling advocacy

There are too many cycling advocacy sites to list. Excellent starting points, with lists of links and useful resource materials, include:

- International Bicycle Fund, <http://www.ibike.org>
- <http://www.cyclinginfo.org>
- Transportation Alternatives is a New-York based group that has a very strong position in terms of cycling (and pedestrian) advocacy in this city. Their website includes information that is oriented towards New Yorkers, but that can also be applied in other contexts. <http://www.transalt.org>
- The excellent Bicycle User Group Manual, by Transport Bikewest, The Bicycle Transportation Alliance and the Government of Western Australia (1998), is available for download at http://www.dpi.wa.gov.au/metro/gettingthere/cycling/documents/bug_manual.pdf. This 70 page manual, though focusing on cycling advocacy, provides practical advice on vital organisational issues relevant to any public awareness-raising campaign.
- The National Center for Bicycling & Walking is working for more bicycle-friendly and walkable communities, and can be seen at <http://www.bikewalk.org>

Pedestrian advocacy

Explicitly pedestrian-oriented campaigns remain relatively uncommon, but walking is a part of most sustainable transport campaigns. Start with <http://www.walkinginfo.org>.

- The Asociación A pie develops information and activities on pedestrian advocacy: <http://www.asociacionapie.org> (Spanish website)
- Living Streets is a group that promotes people-centred spaces, denominating themselves as "the champions of streets and public spaces for people on foot": <http://www.pedestrians.org.uk>
- Clean Air Action Group is an environmental NGO in Hungary that has considerable experience on sustainable transport and how to promote it: <http://www.levego.hu>
- Safe Routes to Schools is a longstanding organization focusing on how to improve safe travel to school by safe routes and other activities: <http://www.saferoutestoschools.org.uk>

Transit advocacy

The vast bulk of the online material is from advanced rather than developing cities. Such material will nevertheless be useful resource

materials for developing cities. For transit advocacy, a good starting point is:

- The International Public Transport Union, <http://www.uitp.com>
- The Straphangers Campaign, <http://www.straphangers.org>
- TransMilenio (website in Spanish): <http://www.transmilenio.gov.co>

Campaigns in particular cities:

Clean Air campaigns

Please refer to the text of the module, which included a discussion and listing of such sites in several developing cities. In addition, <http://www.earthday.net> has a substantial database of events held by cities around the world, including many in developing cities and many with 'clean air' themes.

Campaigns in particular cities:

Promoting cycling, walking, and transit

There are too many such campaigns to list, though a few are mentioned as examples:

- Brisbane City, Australia, has an active program promoting cycling, walking, and buses, with many and varied events announced through the Transport Department Website <http://www.transport.qld.gov.au/cycling>
- <http://uncfd.org> provides links to many ongoing events and campaigns
- <http://www.learn-to-let-go.org.uk>, apart from being an aggressive campaign, has a good list of links and news to other events.
- FONAM from Perú has developed a website to complement their transport promotion work in Lima at <http://www.en2ruedas.com>

Car Free Days & related events

The best place to start for any city considering a Car Free Day is Eric Britton's Ecoplan site, <http://www.ecoplan.org>, and the companion site of the United Nations Car Free Day program, <http://uncfd.org>. Many links are provided in the CFD timeline earlier in this module.

Other excellent resources include:

- <http://www.carfree.com>
- <http://www.earthday.net>
- <http://www.worldcarfree.net>
- Also, the European Mobility week gives a great deal of resources for this week in September promoting sustainable transport and

with the central topic of Carfree days. It is accessible from <http://www.mobilityweek-europe.org>

- World Car Free Days discussion forum. Subscribe and join the discussion at: <http://WorldCarFreeDay.com>
- European Car Free Day, <http://europa.eu.int/comm/environment/cycling>

There are many events at the city level, but Websites for these can all be easily and quickly accessed through the excellent online resources and networks available at the links listed above.

Involving children

A public awareness campaign which aims at a wider audience than only decision-makers and key multipliers should give a high priority to outreach to children. Developing cities have young populations, and children can also influence their parents.

- A good starting point with links to many further resources is: http://www.ecoplan.org/children/ch_index.htm

General communication and advocacy

As well as the advocacy sites listed above, the following references are useful for communication, advocacy and partnership building.

- GreenCOM is a communication project of the U.S. Agency for International Development, providing services to environmental program managers worldwide (among others). Their website is <http://www.greencom.org>
- Social Change Media is an excellent resource on Social marketing techniques available from <http://media.socialchange.net.au/strategy>
- Tools of Change is a website with information from Social Marketing background with tools and guides to develop public awareness activities: <http://www.toolsofchange.com>
- The *Virtual Activist Training Course* (2002), which focuses on using the Internet for outreach and organising, <http://www.netaction.org/training>. It includes a *Virtual Activist Training Reader* at <http://www.netaction.org/training/versions.html>
- The Benton Foundation has an online best practices 'toolkit' for *Strategic Communications in the Digital Age*, at <http://www.benton.org/Practice/Toolkit/home.html>, which includes links to further materials. The toolkits contain

further links to many good resources on communication and campaign strategies. Though the site aims to assist non-profit organisations, the material is highly suitable for developing city governments trying to implement a public awareness campaign on a low budget.

- *Meeting the Collaboration Challenge Workbook* (2002), the Drucker Foundation, at <http://www.pfdf.org/collaboration/challenge/download.html>, focuses on partnerships with businesses.
- *Now Hear This* (2001) is a guide to communication strategies and advocacy from Fenton Communications, available for download at http://www.fenton.com/resources/nht_report.asp. The site includes a list of further resources and links, at <http://www.fenton.com/resources/moreresources.asp>, and links to the campaigns discussed in the main report.
- The Grantsmanship Center provides a practical guide to *How To Conduct a Focus Group* (Judith Simon, 1999), at <http://www.tgci.com/publications/99fall/conductfocusgp.html>
- *Managing the Media: A Guide for Activists*, <http://tenant.net/Organize/media.html>
- *The Organizer's Database: ODB* (2002) is a membership database program tailored to the needs of small non-profit and grassroots organizing campaigns. It can be downloaded free of charge at <http://www.organizenow.net/odb/odb.php>. This software may be useful to public awareness campaigns which are handling large numbers of relatively small donors.
- Fostering Sustainable Behavior is a great website which provides a database of resources (articles, reports, cases, graphics, etc.) on how to improve sustainable behaviour. It requires a brief registration process, and you may opt-in a listserv. Log in at <http://www.cbsm.com>
- The Center for Disease Control and Prevention (CDC) has a division on health promotion. Since some forms of sustainable transport imply a healthier lifestyle (e.g., cycling is at the same time transport and physical activity). Thus, the CDC webpage on Nutrition and Physical Activity Program to Prevent Obesity and Other Chronic Diseases is of interest to this topic at http://www.cdc.gov/nccdphp/dnpa/obesity/state_programs/index.htm
- Earth Day Network is another great resource on awareness for environment and health

related issues. It is an alliance of 5,000 groups in 184 countries working to promote sustainability, at <http://www.earthday.net>



Deutsche Gesellschaft für
Technische Zusammenarbeit (GTZ) GmbH

Dag-Hammarskjöld-Weg 1-5
P. O. Box 5180
65726 ESCHBORN / GERMANY
Phone +49-6196-79-1357
Telefax +49-6196-79-7194
Internet <http://www.gtz.de>

